



# Dean Moor Solar Farm

## Environmental Statement: Chapter 3 – Figure 3.26 Indicative Grid Connection Infrastructure Elevations (1 of 2)

on behalf of **FVS Dean Moor Limited**

---

March 2025  
Prepared by: Stantec UK Ltd  
PINS Ref: EN010155  
Document Ref: 6.2  
Revision: 1



**Firma Energy**

 **ib vogt**

Note :

1. All Dimensions shown are in MM unless mentioned otherwise.

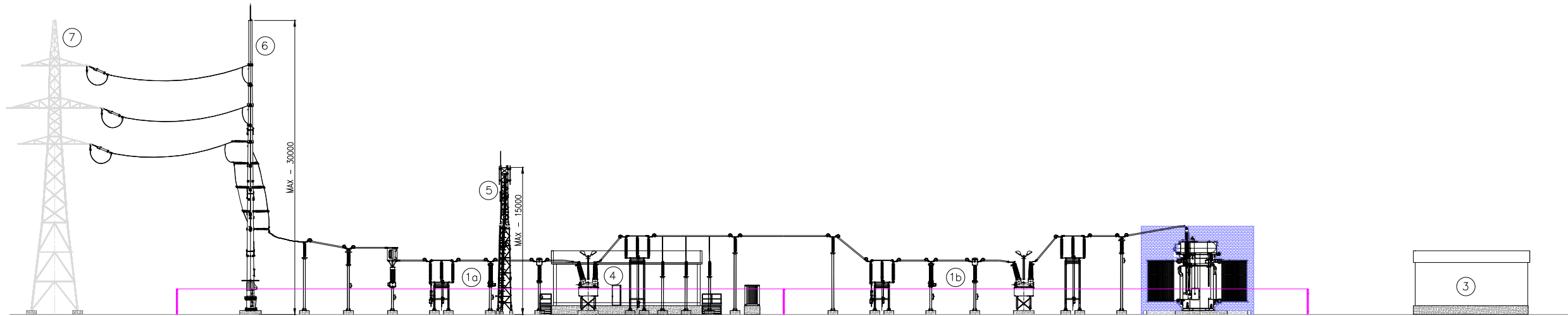
Legend :-

- ①a POC COMPOUND - DNO INFRASTRUCTURE
- ①b POC COMPOUND - CUSTOMER INFRASTRUCTURE
- ② CONTROL BUILDING
- ③ CUSTOMER SUBSTATION BUILDING
- ④ DNO SUBSTATION BUILDING
- ⑤ COMMUNICATIONS MAST
- ⑥ POC MAST
- ⑦ EXISTING ENW PYLON

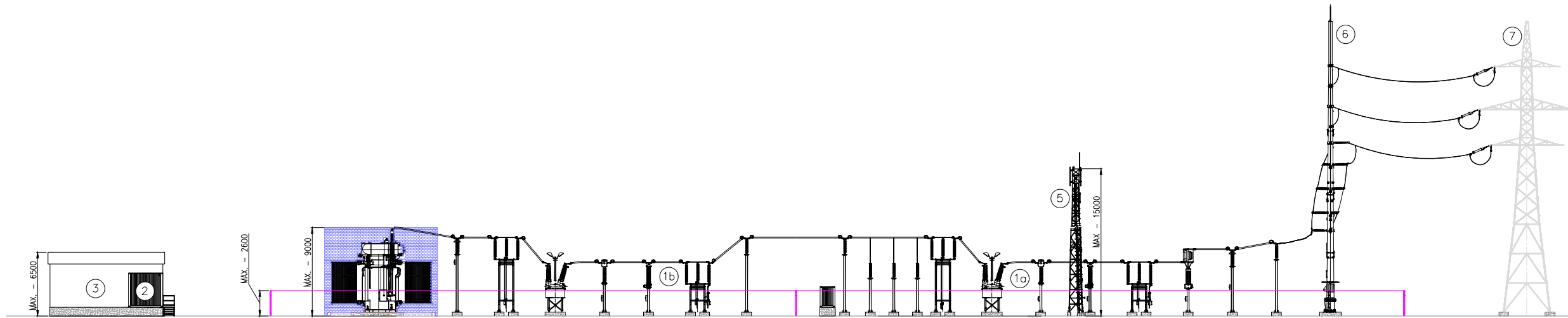
—●—●—●— SECURITY FENCE

□ LIGHTING COLUMN

▒ FIRE WALL



VIEW - A



VIEW - B

Project Title



Client

FVS Dean Moor Limited

Title

DEAN MOOR SOLAR FARM  
INDICATIVE GRID CONNECTION  
INFRASTRUCTURE ELEVATIONS  
(1 OF 2)

Scale: 1:500 @ A3

Date: 01.03.2025

Drawn: RS

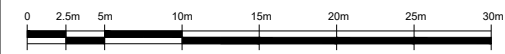
Checked: ND

Figure: 3.26

Sheet 1 of 2

Rev: 01

Designed by :



SCALE:- 1:500