

A428 Black Cat to Caxton Gibbet improvements

TR010044

Volume 2

2.10 Engineering Section Drawings – Part 3

Planning Act 2008

Regulations 5(2)(o), 5(2)(p), 6(2)(a) and 6(2)(b)

Infrastructure Planning (Applications: Prescribed Forms and
Procedure) Regulations 2009

26 February 2021

Infrastructure Planning

Planning Act 2008

**The Infrastructure Planning
(Applications: Prescribed Forms and
Procedure) Regulations 2009**

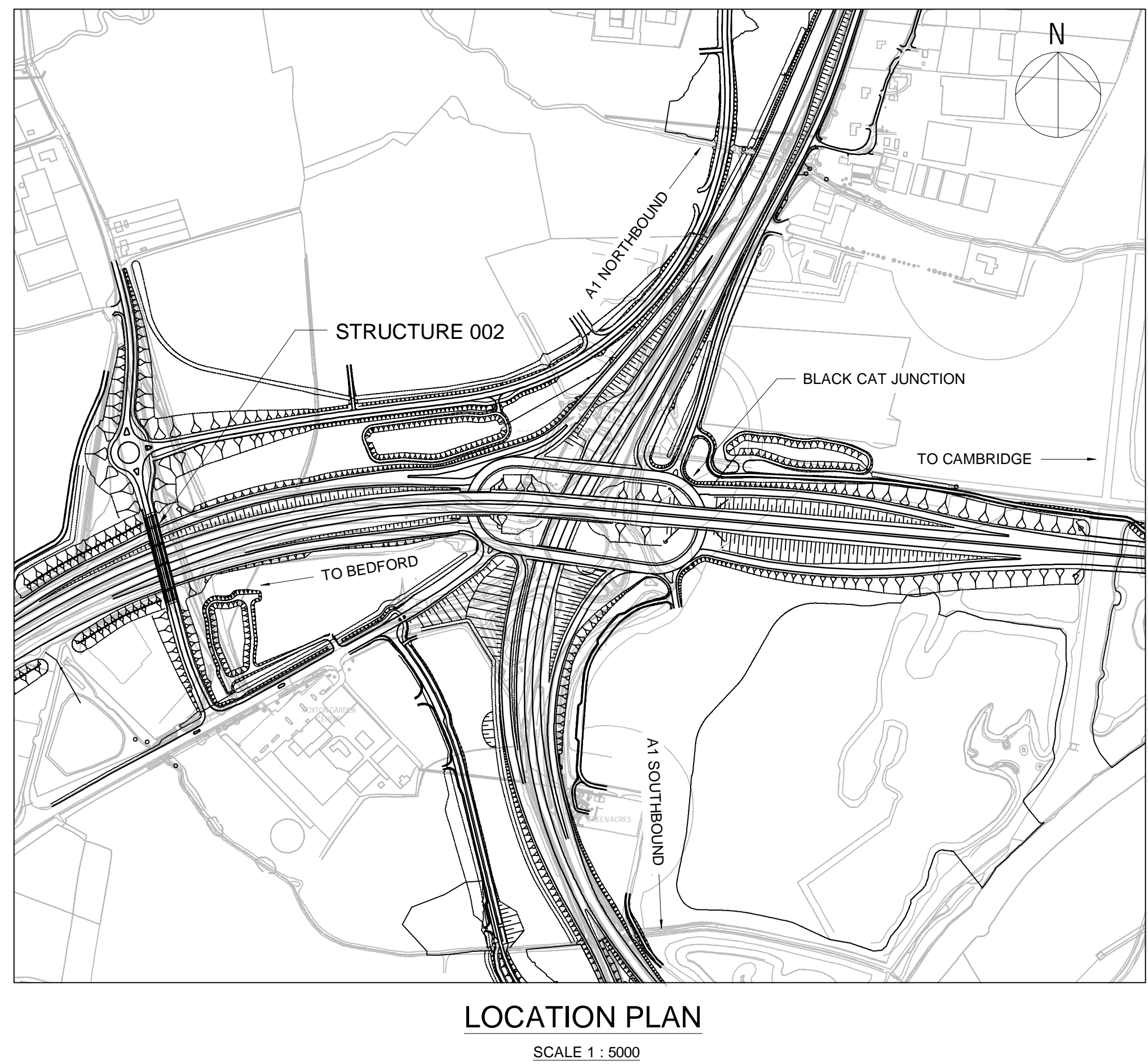
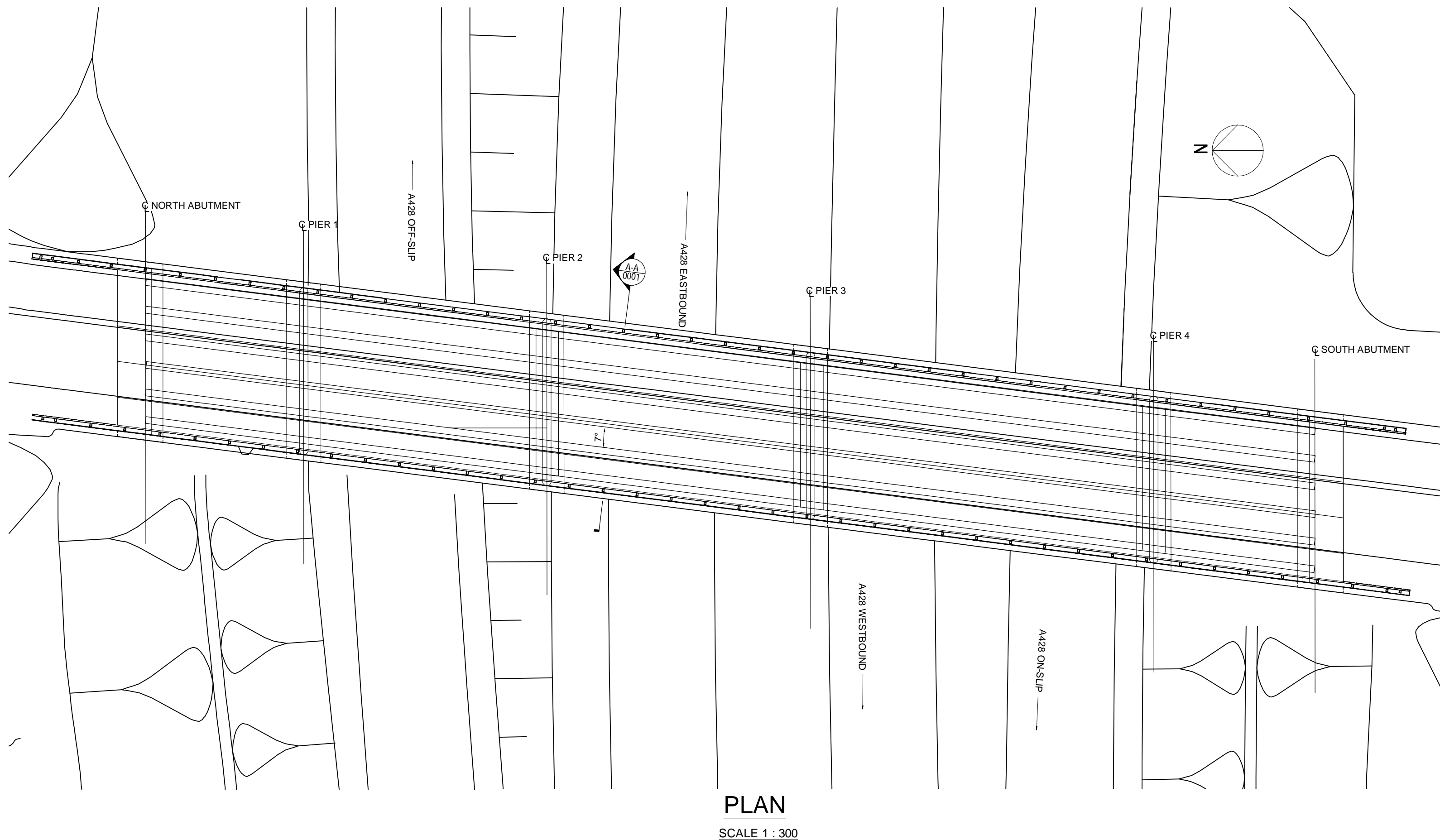
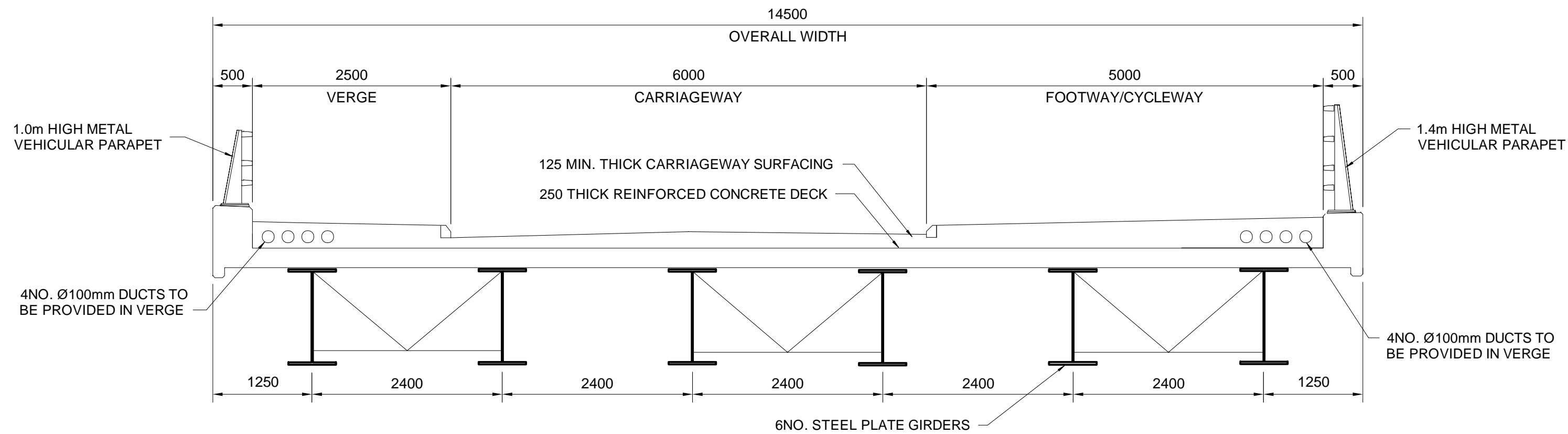
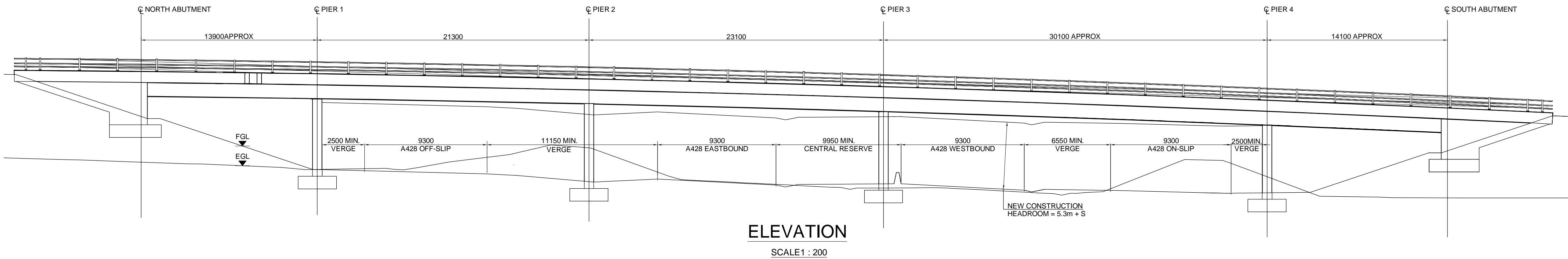
**A428 Black Cat to Caxton Gibbet
improvements**
Development Consent Order 202[]

Engineering Section Drawings – Part 3

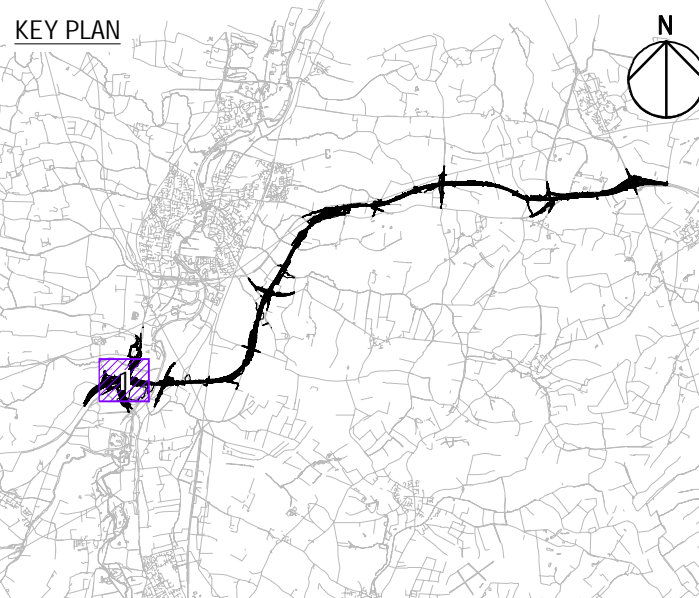
Regulation Reference:	Regulation 5(2)(o), 5(2)(p), 6(2)(a) and 6(2)(b)
Planning Inspectorate Scheme Reference	TR010044
Application Document Reference	TR010044/APP/2.10
Author	A428 Black Cat to Caxton Gibbet improvements Project Team, Highways England

Version	Date	Status of Version
Rev 1	26 February 2021	DCO Application

WORKS NO. 3 - ROXTON ROAD BRIDGE GENERAL ARRANGEMENT



- NOTES
- THIS DRAWING IS TO BE READ IN CONJUNCTION WITH ALL OTHER RELEVANT DOCUMENTATION.
 - DO NOT SCALE FROM THIS DRAWING, USE ONLY PRINTED DIMENSIONS.
 - ALL DIMENSIONS IN MILLIMETRES, ALL CHAINAGES, LEVELS AND COORDINATES ARE IN METRES UNLESS DEFINED OTHERWISE.
 - THE PROPOSED WORKS SHOWN ARE ILLUSTRATIVE ONLY AND WILL BE SUBJECT TO CHANGE AS PART OF DETAILED DESIGN DEVELOPMENT. ANY CHANGES WILL BE LIMITED TO BEING WITHIN THE ORDER LIMITS AND ANY OTHER CONSTRAINTS INCLUDED IN THE DEVELOPMENT CONSENT ORDER.



Final for DCO Application	WV	TD	21/01/21	P04
Revision Details	By	Check	Date	Suffix

DCO APPLICATION

Client
Highways England
Woodlands
Manton Lane
Manton Industrial Estate
Bedford
MK41 7LW

Working on behalf of
highways england

Development Consent Order Number
TR010044

Project Title
A428 BLACK CAT TO CAXTON GIBBET IMPROVEMENTS

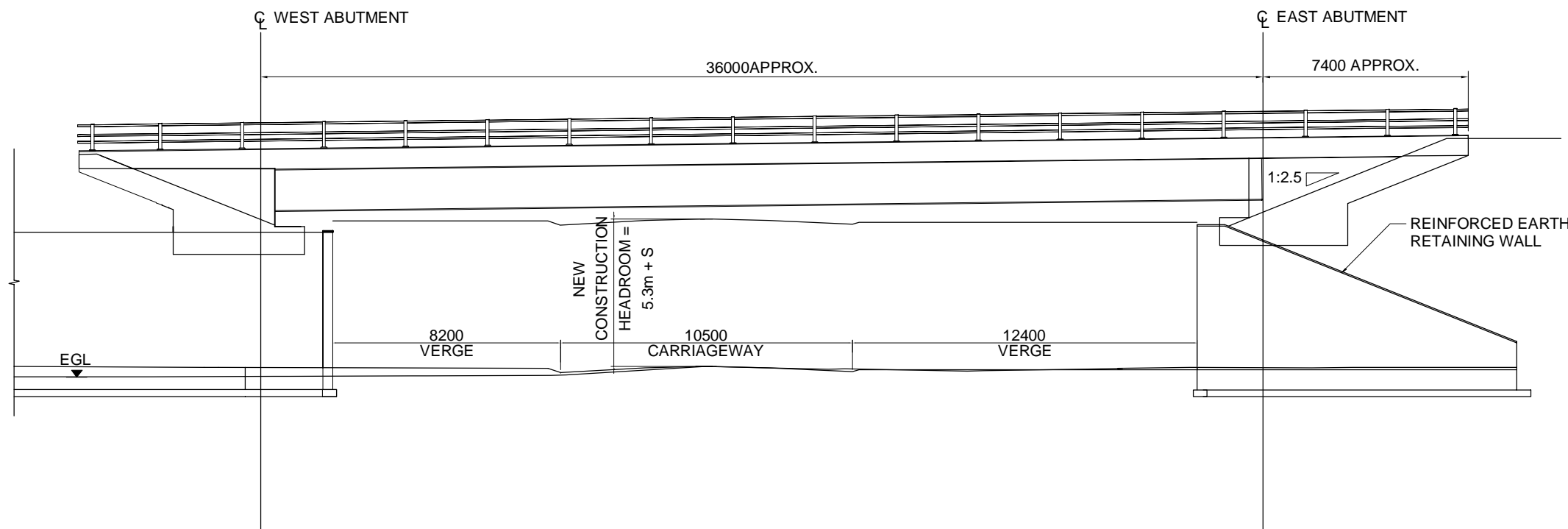
Drawing Title
STRUCTURE ENGINEERING DRAWINGS AND SECTIONS REGULATION 5(2)(O) SHEET 1

Designed GH	Drawn WV	Checked JMW	Approved TD	Date 21/01/21
Internal Project No. 60541541		Suitability D7		
Scale @ A1 AS SHOWN		Zone ZN5		

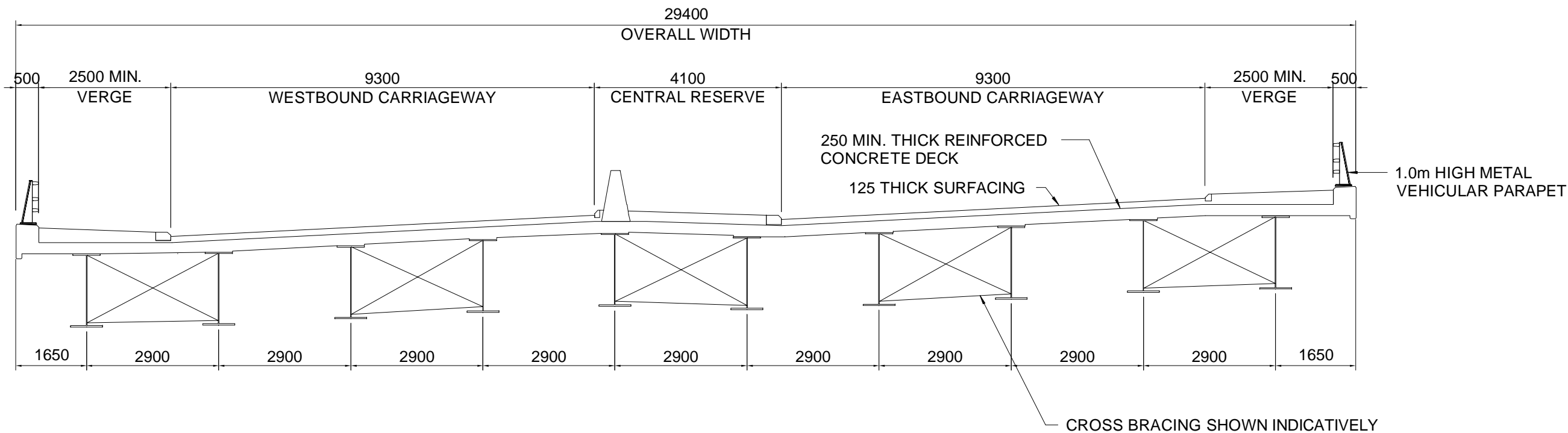
THIS DOCUMENT HAS BEEN PREPARED PURSUANT TO AND SUBJECT TO THE TERMS OF AECOM'S APPOINTMENT BY ITS CLIENT. AECOM ACCEPTS NO LIABILITY FOR ANY USE OF THIS DOCUMENT OTHER THAN BY ITS ORIGINAL CLIENT OR FOLLOWING AECOM'S EXPRESS AGREEMENT TO SUCH USE, AND ONLY FOR THE PURPOSES FOR WHICH IT WAS PREPARED AND PROVIDED.

Drawing Number HE551495	Originator ACM	Volume LSI	Rev P04
Location ZN5_SW_Z_ZZ		I Type I Role I Number DR-DC-3501	

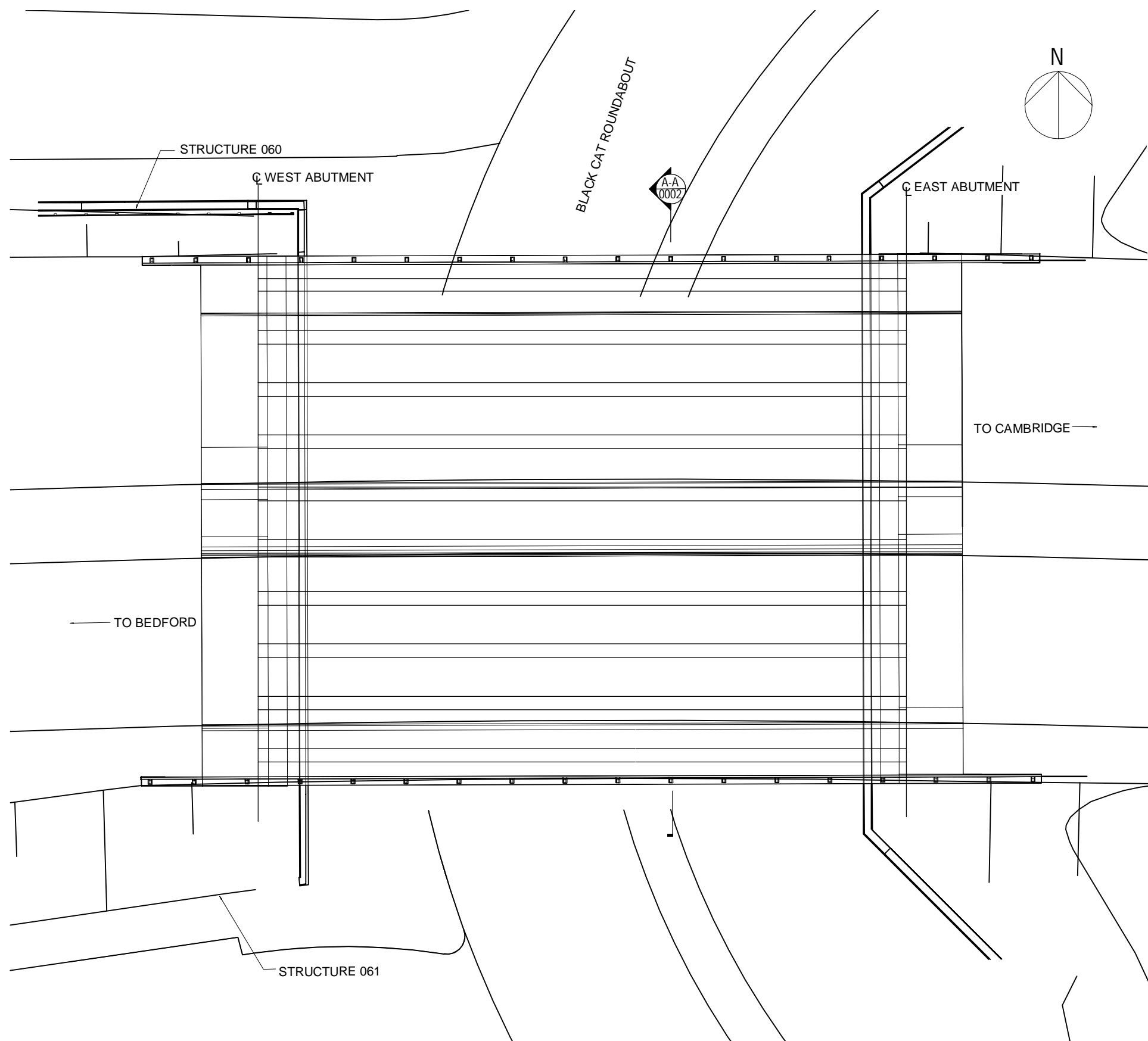
WORKS NO. 1 - BLACK CAT JUNCTION WEST BRIDGE GENERAL ARRANGEMENT



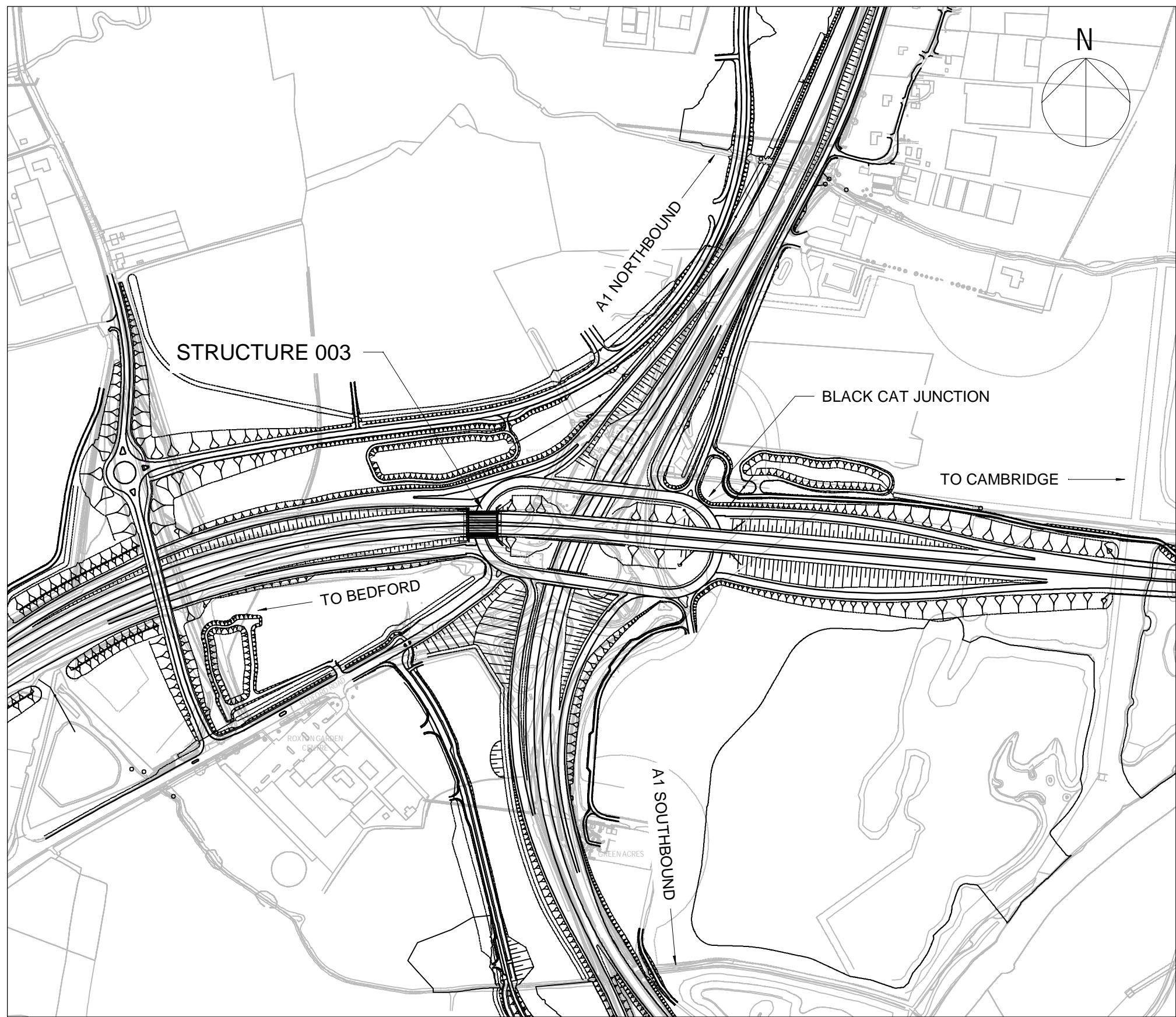
ELEVATION
SCALE 1 : 200



SECTION 1-1
TYPICAL SECTION THROUGH DECK
SCALE 1 : 100

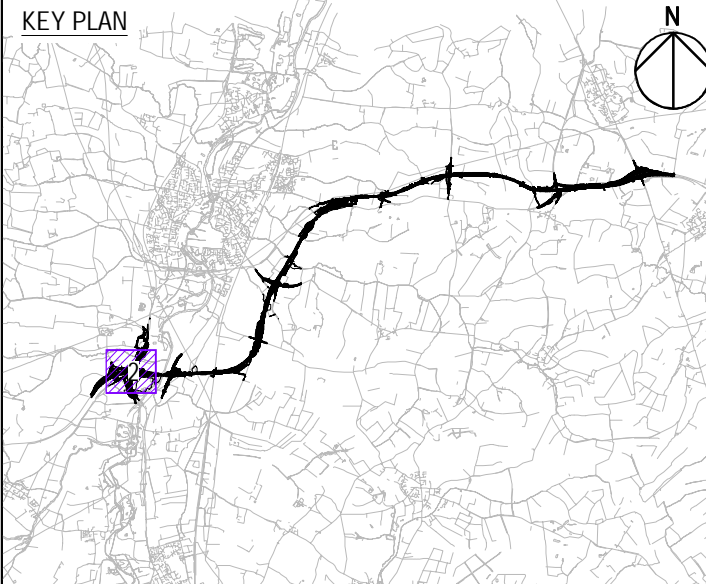


PLAN
SCALE 1 : 250



LOCATION PLAN
SCALE 1 : 5000

- NOTES
- THIS DRAWING IS TO BE READ IN CONJUNCTION WITH ALL OTHER RELEVANT DOCUMENTATION.
 - DO NOT SCALE FROM THIS DRAWING, USE ONLY PRINTED DIMENSIONS.
 - ALL DIMENSIONS IN MILLIMETRES, ALL CHAINAGES, LEVELS AND COORDINATES ARE IN METRES UNLESS DEFINED OTHERWISE.
 - THE PROPOSED WORKS SHOWN ARE ILLUSTRATIVE ONLY AND WILL BE SUBJECT TO CHANGE AS PART OF DETAILED DESIGN DEVELOPMENT. ANY CHANGES WILL BE LIMITED TO BEING WITHIN THE ORDER LIMITS AND ANY OTHER CONSTRAINTS INCLUDED IN THE DEVELOPMENT CONSENT ORDER.



Final for DCO Application	WV	TD	21/01/21	P04
Revision Details	By	Check	Date	Suffix

Purpose of issue

DCO APPLICATION

Client
Highways England
Woodlands
Manton Lane
Manton Industrial Estate
Bedford
MK41 7LW

Working on behalf of
highways
england

Development Consent Order Number

TR010044

Project Title

A428 BLACK CAT TO
CAXTON GIBBET
IMPROVEMENTS

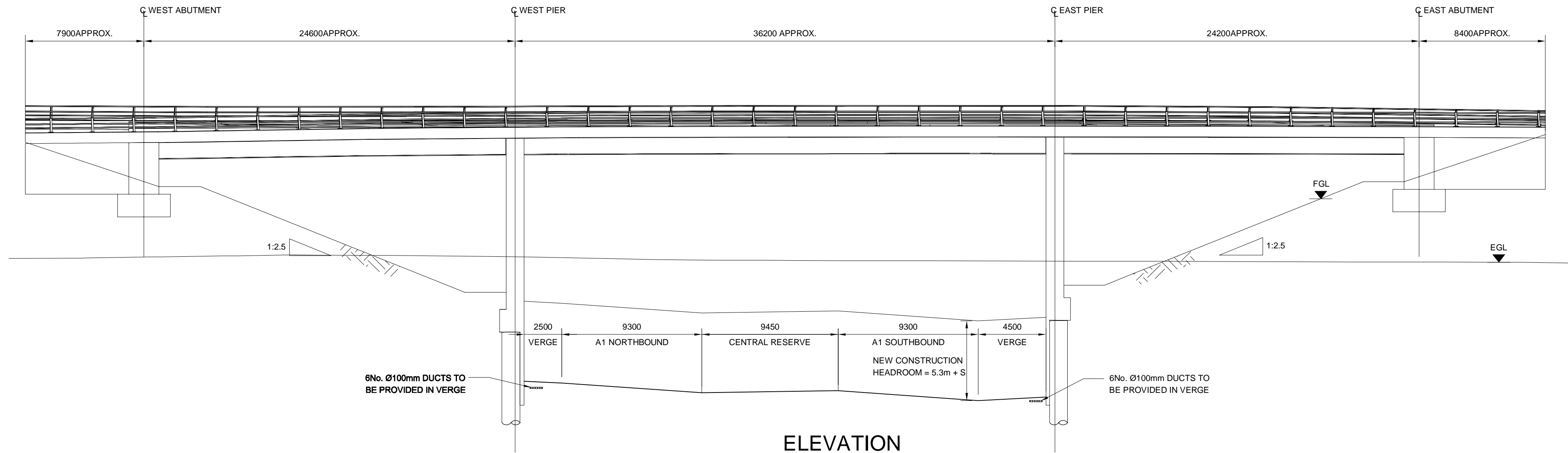
Drawing Title

STRUCTURE ENGINEERING
DRAWINGS AND SECTIONS
REGULATION 5(2)(O)
SHEET 2

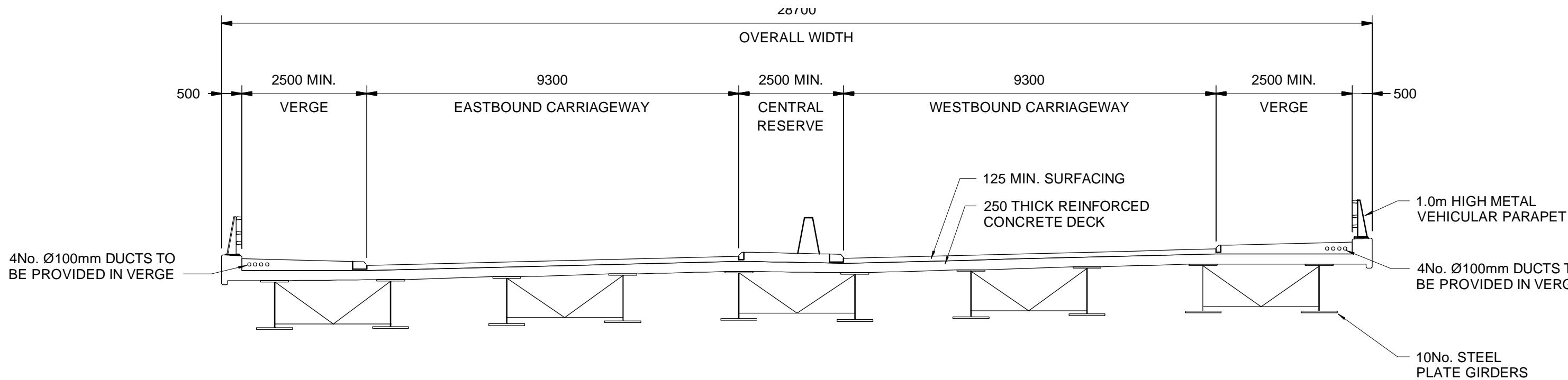
Designed GH	Drawn WV	Checked JMW	Approved TD	Date 21/01/2
Internal Project No. 60541541			Suitability D7	
Scale @ A1 AS SHOWN			Zone ZN5	

THIS DOCUMENT HAS BEEN PREPARED PURSUANT TO AND SUBJECT TO THE TERMS OF AECOM'S APPOINTMENT BY ITS CLIENT. AECOM ACCEPTS NO LIABILITY FOR ANY USE OF THIS DOCUMENT OTHER THAN BY ITS ORIGINAL CLIENT OR FOLLOWING AECOM'S EXPRESS AGREEMENT TO SUCH USE, AND ONLY FOR THE PURPOSES FOR WHICH IT WAS PREPARED AND PROVIDED.

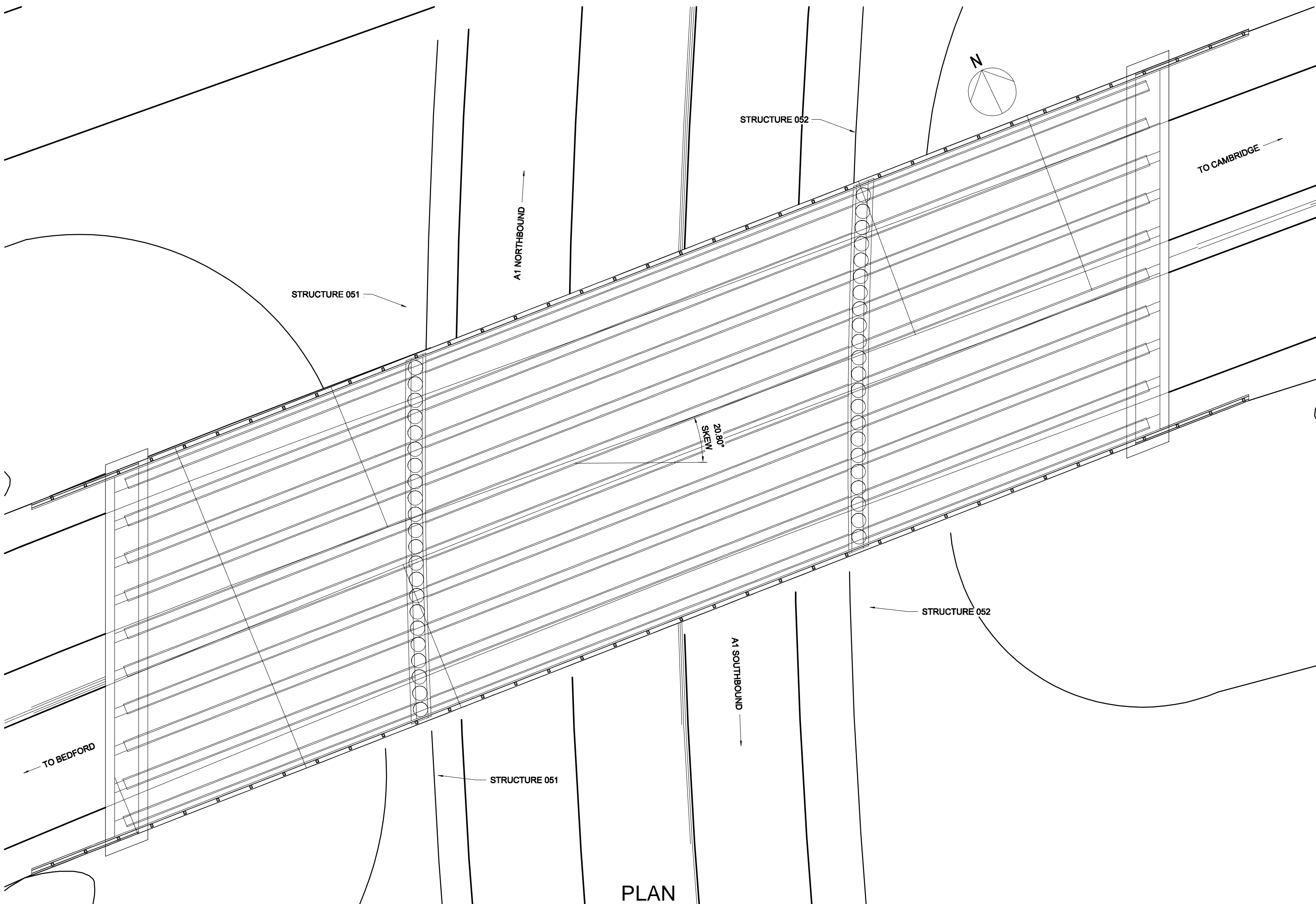
Drawing Number HE551495	Originator ACM	Volume LSI	Rev P04
Location ZN5_SW_Z_ZZ	Type DR	Role DC	Number 3502



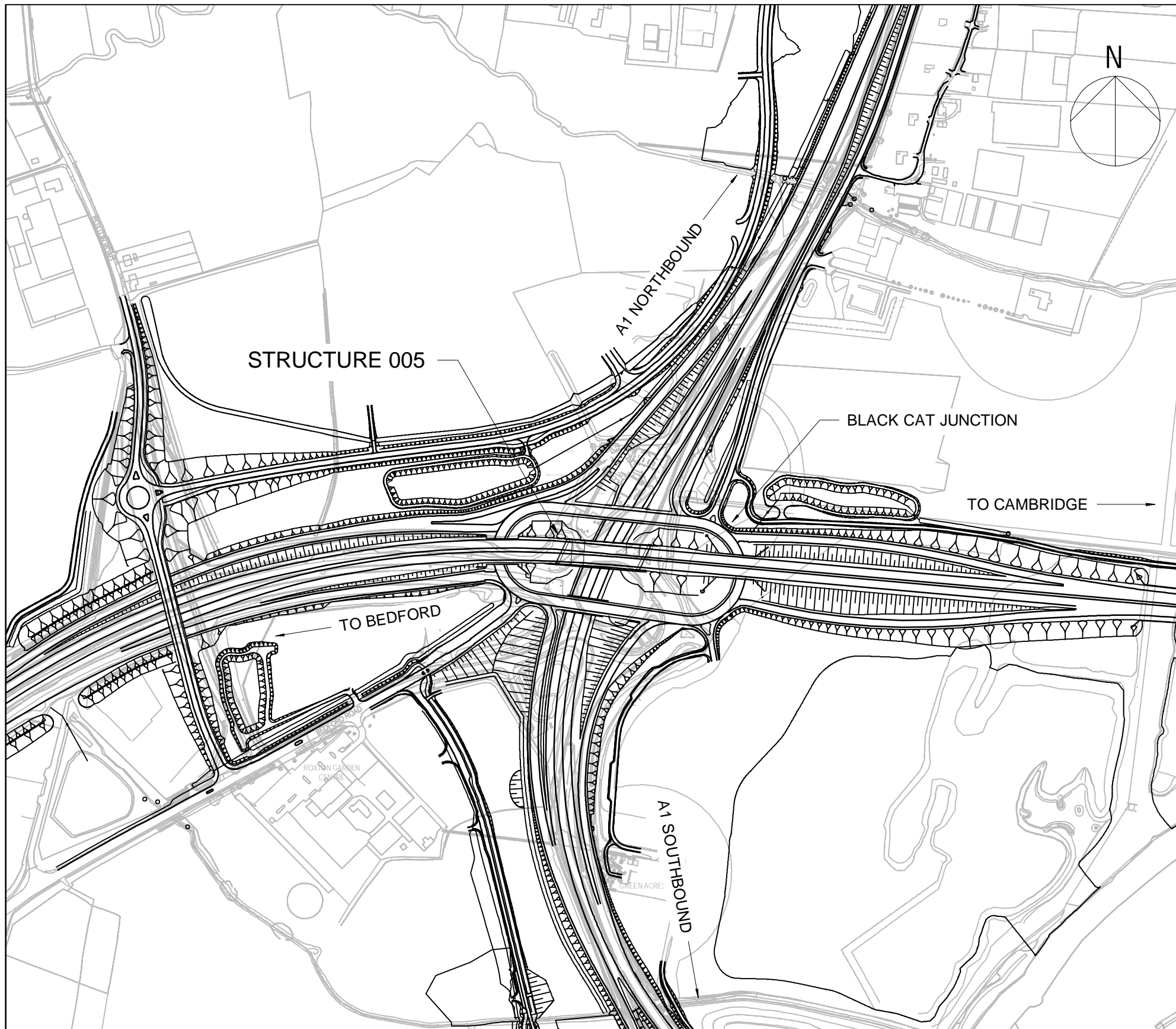
ELEVATION
SCALE 1 : 200



SECTION A-A
TYPICAL SECTION THROUGH DECK
SCALE 1 : 100



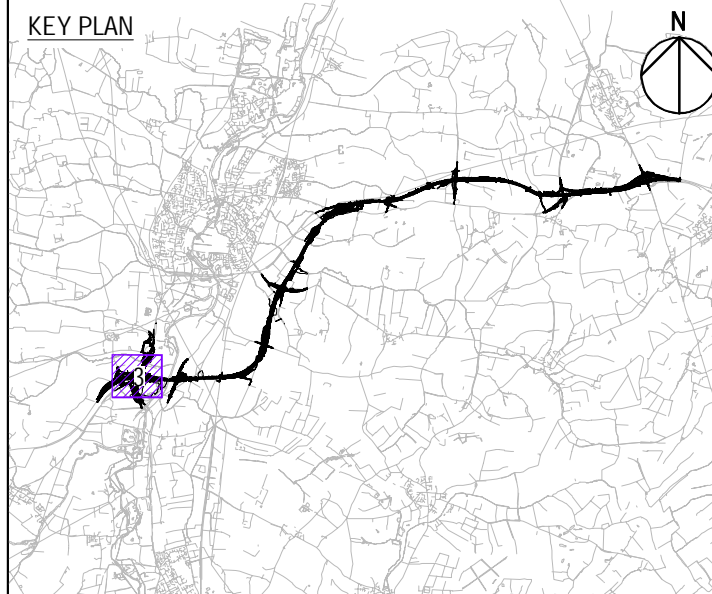
PLAN
SCALE 1 : 200



LOCATION PLAN
SCALE 1 : 5000

WORKS NO. 1 - BLACK CAT JUNCTION
CENTRAL BRIDGE GENERAL
ARRANGEMENT

- NOTES
- THIS DRAWING IS TO BE READ IN CONJUNCTION WITH ALL OTHER RELEVANT DOCUMENTATION.
 - DO NOT SCALE FROM THIS DRAWING, USE ONLY PRINTED DIMENSIONS.
 - ALL DIMENSIONS IN MILLIMETRES, ALL CHAINAGES, LEVELS AND COORDINATES ARE IN METRES UNLESS DEFINED OTHERWISE.
 - THE PROPOSED WORKS SHOWN ARE ILLUSTRATIVE ONLY AND WILL BE SUBJECT TO CHANGE AS PART OF DETAILED DESIGN DEVELOPMENT. ANY CHANGES WILL BE LIMITED TO BEING WITHIN THE ORDER LIMITS AND ANY OTHER CONSTRAINTS INCLUDED IN THE DEVELOPMENT CONSENT ORDER.



Final for DCO Application	WV	TD	21/01/21	P04
Revision Details	By	Check	Date	Suffix

DCO APPLICATION

Client
Highways England
Woodlands
Manton Lane
Manton Industrial Estate
Bedford
MK41 7LW

Working on behalf of
highways
england

Development Consent Order Number
TR010044

Project Title
A428 BLACK CAT TO
CAXTON GIBBET
IMPROVEMENTS

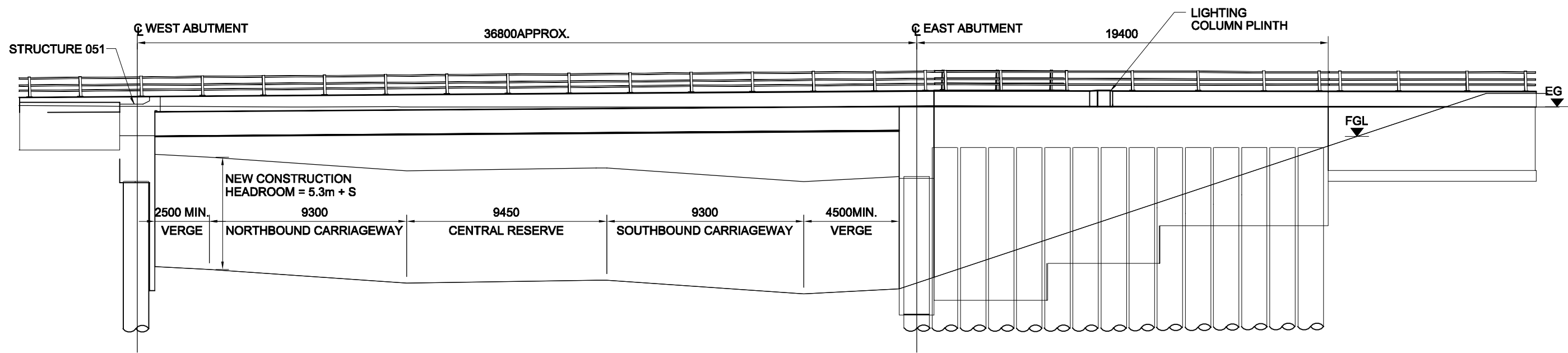
Drawing Title
STRUCTURE ENGINEERING
DRAWINGS AND SECTIONS
REGULATION 5(2)(O)
SHEET 3

Designed GH	Drawn WV	Checked JMW	Approved TD	Date 21/01/21
Internal Project No. 60541541	Suitability D7	Zone ZN5		
Scale @ A1 AS SHOWN				

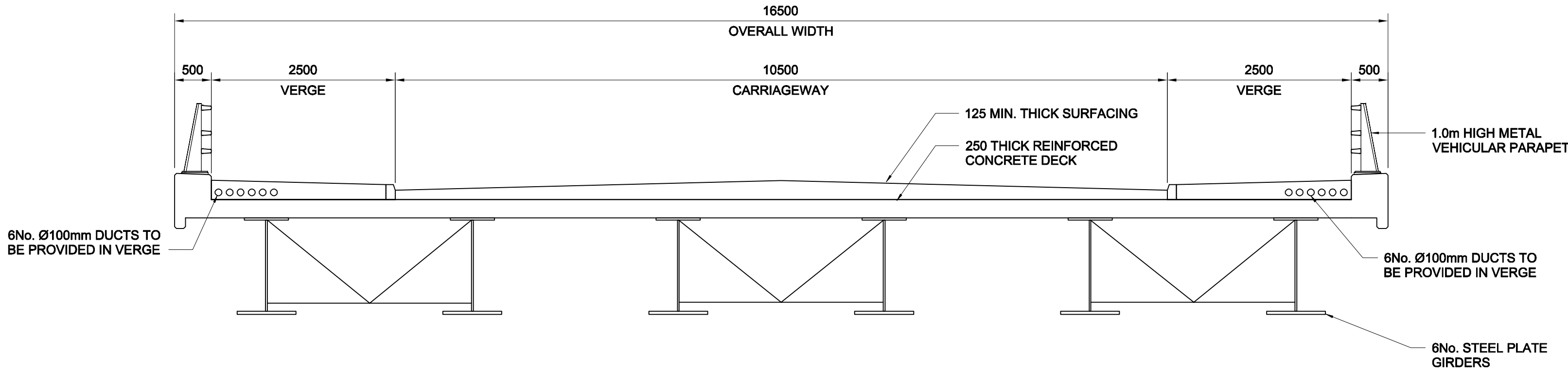
THIS DOCUMENT HAS BEEN PREPARED PURSUANT TO AND SUBJECT TO THE TERMS OF AECOM'S APPOINTMENT BY ITS CLIENT. AECOM ACCEPTS NO LIABILITY FOR ANY USE OF THIS DOCUMENT OTHER THAN BY ITS ORIGINAL CLIENT OR FOLLOWING AECOM'S EXPRESS AGREEMENT TO SUCH USE, AND ONLY FOR THE PURPOSES FOR WHICH IT WAS PREPARED AND PROVIDED.

Drawing Number HE551495	Originator ACM	Volume LSI	Rev P04
Location ZN5_SW_Z_ZZ	Type DR	Role DC	Number 3503

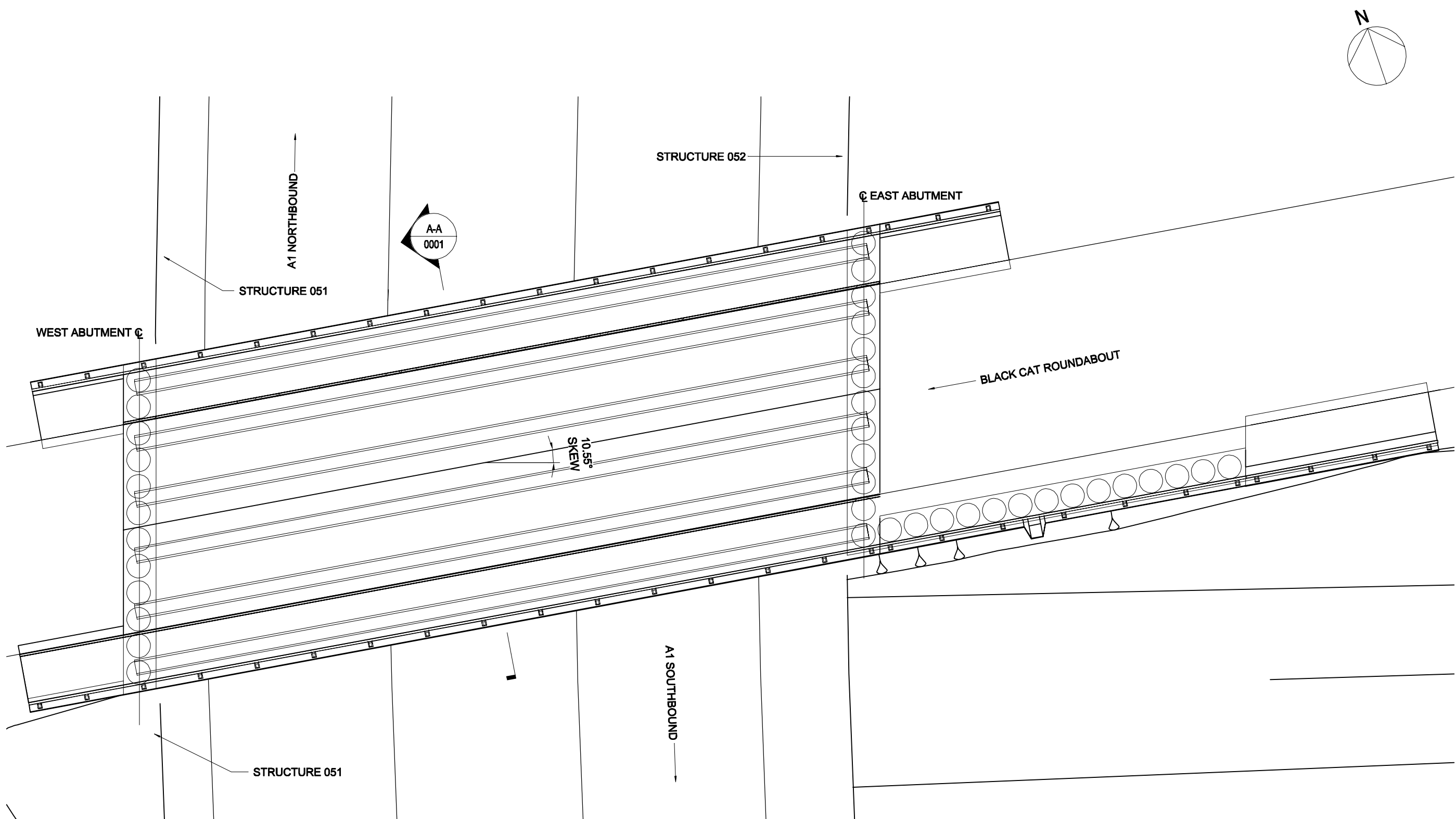
WORKS NO. 13 - BLACK CAT JUNCTION SOUTH BRIDGE GENERAL ARRANGEMENT



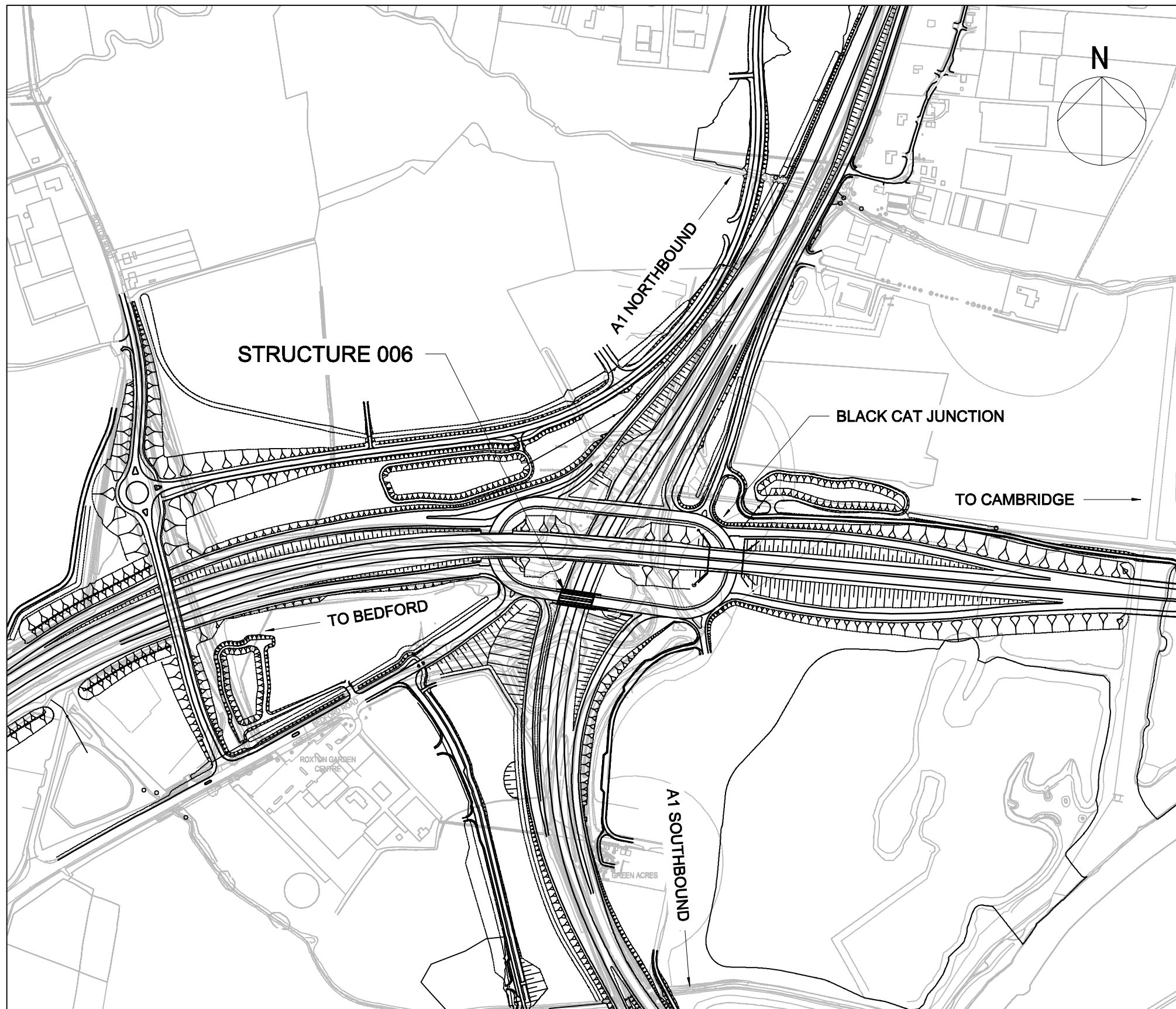
ELEVATION
SCALE 1 : 200



SECTION A-A
TYPICAL SECTION THROUGH DECK
SCALE 1 : 50



PLAN
SCALE 1 : 200

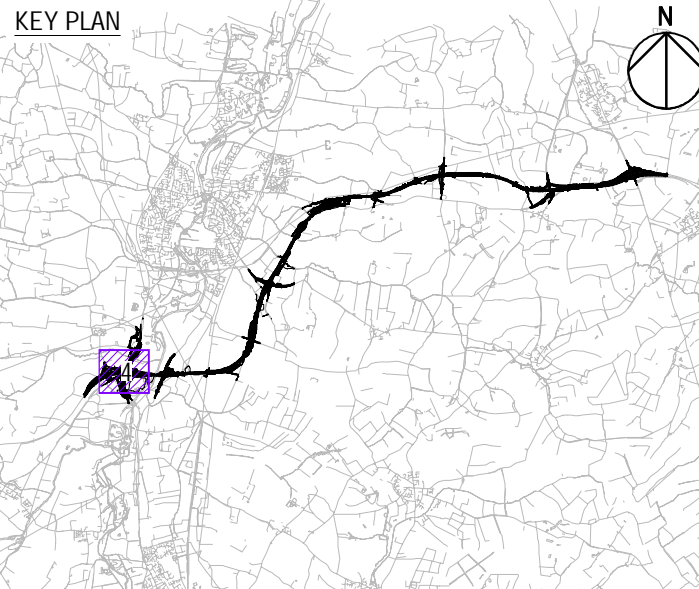


LOCATION PLAN
SCALE 1 : 5000

NOTES

1. THIS DRAWING IS TO BE READ IN CONJUNCTION WITH ALL OTHER RELEVANT DOCUMENTATION.
2. DO NOT SCALE FROM THIS DRAWING, USE ONLY PRINTED DIMENSIONS.
3. ALL DIMENSIONS IN MILLIMETRES, ALL CHAINAGES, LEVELS AND COORDINATES ARE IN METRES UNLESS DEFINED OTHERWISE.
4. THE PROPOSED WORKS SHOWN ARE ILLUSTRATIVE ONLY AND WILL BE SUBJECT TO CHANGE AS PART OF DETAILED DESIGN DEVELOPMENT. ANY CHANGES WILL BE LIMITED TO BEING WITHIN THE ORDER LIMITS AND ANY OTHER CONSTRAINTS INCLUDED IN THE DEVELOPMENT CONSENT ORDER.

KEY PLAN



Final for DCO Application	WV	TD	21/01/21	P04
Revision Details	By	Check	Date	Suffix

DCO APPLICATION

Client
Highways England
Woodlands
Manton Lane
Manton Industrial Estate
Bedford
MK41 7LW

Working on behalf of
highways england

Development Consent Order Number
TR010044

Project Title
A428 BLACK CAT TO CAXTON GIBBET IMPROVEMENTS

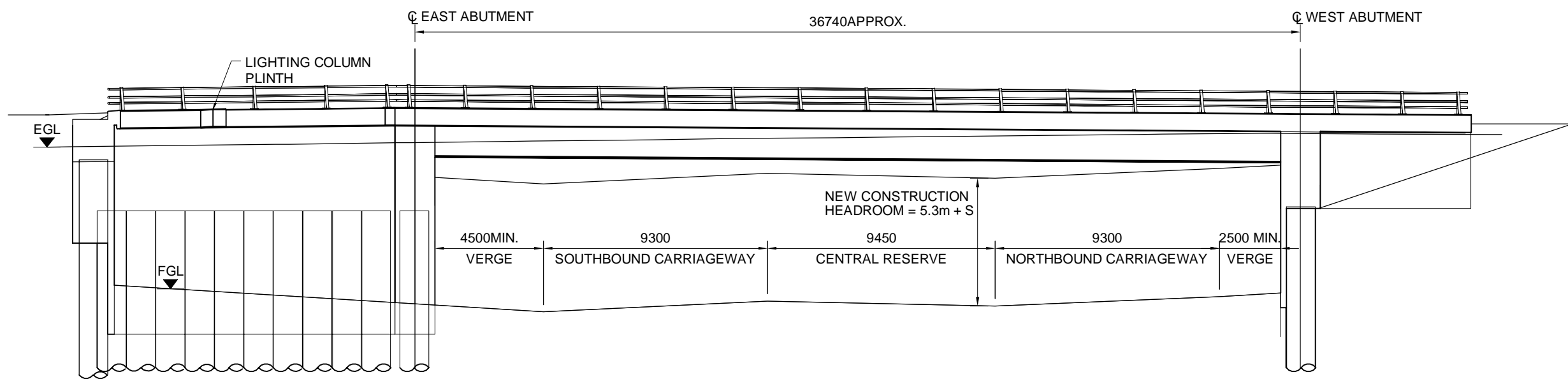
Drawing Title
STRUCTURE ENGINEERING DRAWINGS AND SECTIONS REGULATION 5(2)(O) SHEET 4

Designed GH	Drawn WV	Checked JMW	Approved TD	Date 21/01/2
Internal Project No. 60541541			Suitability D7	
Scale @ A1 AS SHOWN			Zone ZN5	

THIS DOCUMENT HAS BEEN PREPARED PURSUANT TO AND SUBJECT TO THE TERMS OF AECOM'S APPOINTMENT BY ITS CLIENT. AECOM ACCEPTS NO LIABILITY FOR ANY USE OF THIS DOCUMENT OTHER THAN BY ITS ORIGINAL CLIENT OR FOLLOWING AECOM'S EXPRESS AGREEMENT TO SUCH USE, AND ONLY FOR THE PURPOSES FOR WHICH IT WAS PREPARED AND PROVIDED.

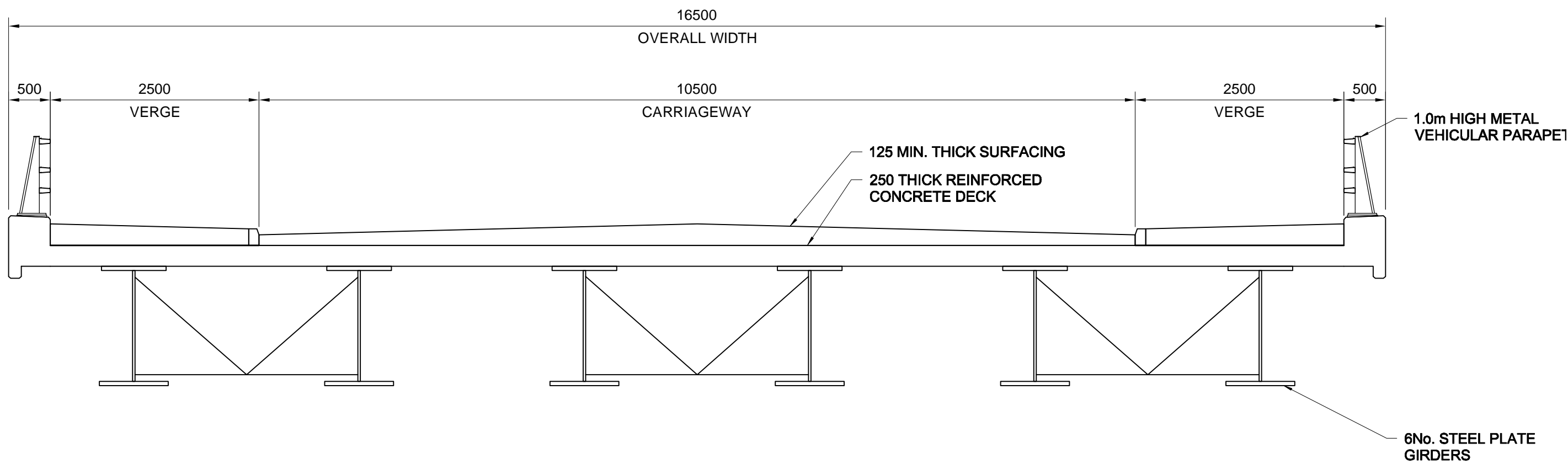
Drawing Number HE551495	Originator ACM	Volume LSI	Rev P04
Location ZN5_SW_Z_ZZ	Type DR	Role DC	Number 3504

WORKS NO. 13 - BLACK CAT JUNCTION NORTH BRIDGE GENERAL ARRANGEMENT



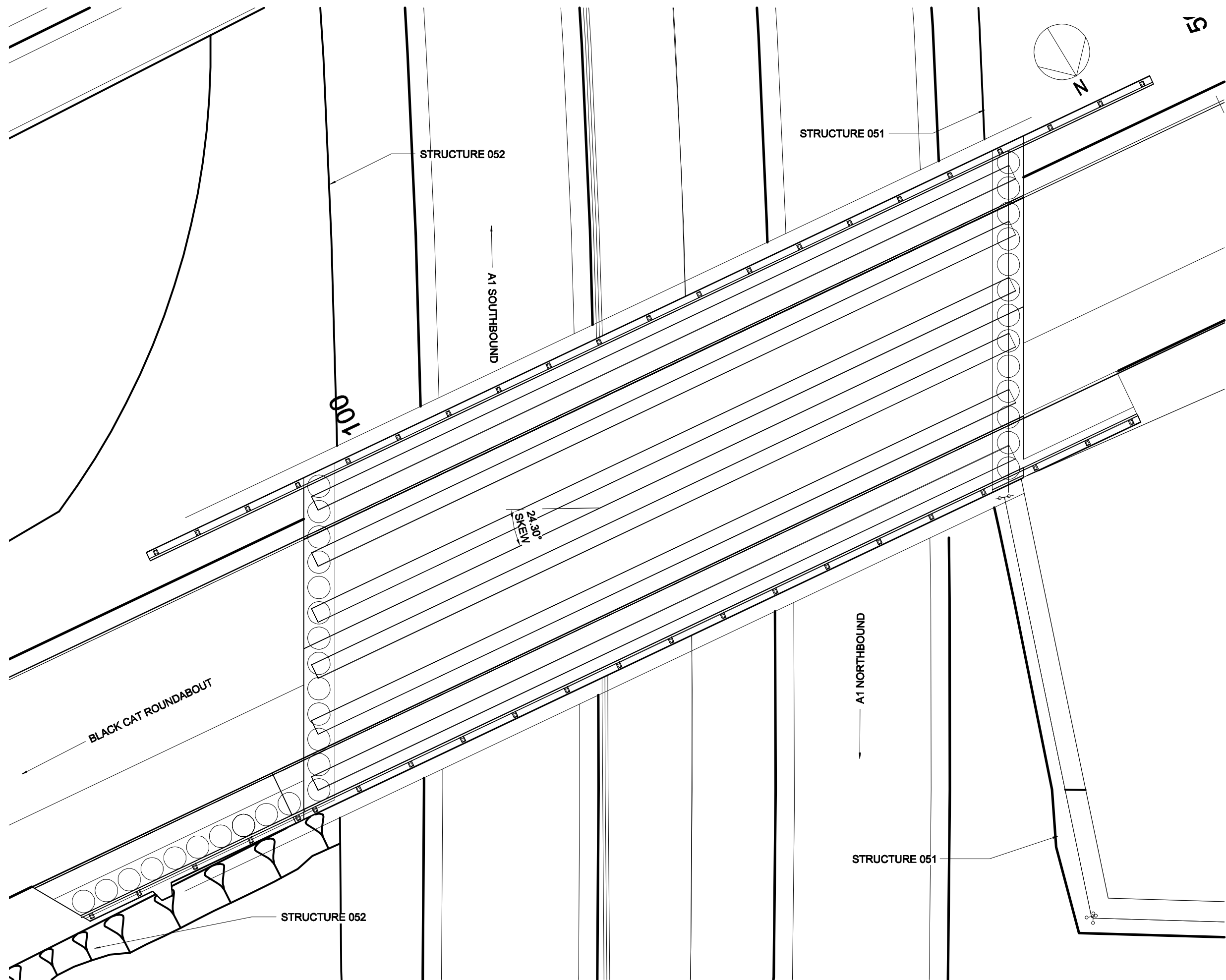
ELEVATION

SCALE 1 : 150



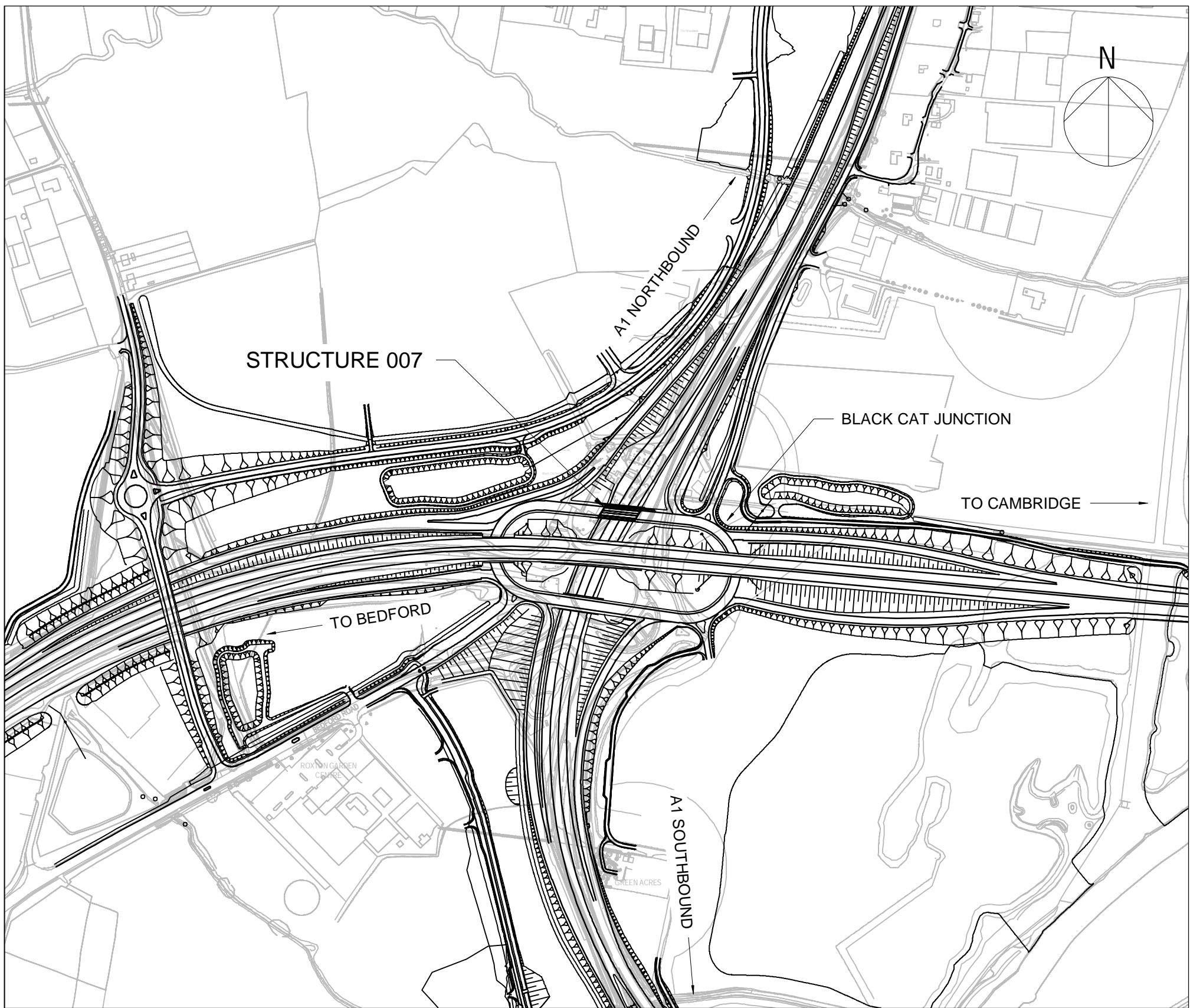
TYPICAL SECTION THROUGH DECK

SCALE 1 : 50



PLAN

SCALE 1 : 200



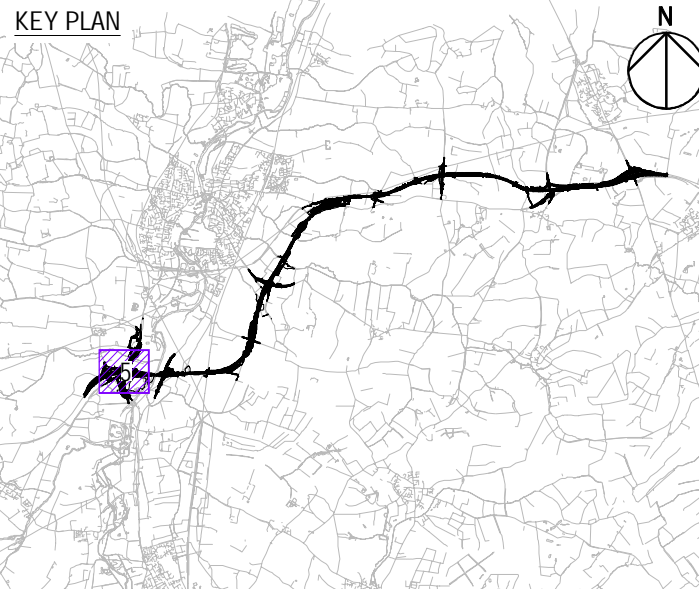
LOCATION PLAN

SCALE 1 : 5000

NOTES

- THIS DRAWING IS TO BE READ IN CONJUNCTION WITH ALL OTHER RELEVANT DOCUMENTATION.
- DO NOT SCALE FROM THIS DRAWING, USE ONLY PRINTED DIMENSIONS.
- ALL DIMENSIONS IN MILLIMETRES, ALL CHAINAGES, LEVELS AND COORDINATES ARE IN METRES UNLESS DEFINED OTHERWISE.
- THE PROPOSED WORKS SHOWN ARE ILLUSTRATIVE ONLY AND WILL BE SUBJECT TO CHANGE AS PART OF DETAILED DESIGN DEVELOPMENT. ANY CHANGES WILL BE LIMITED TO BEING WITHIN THE ORDER LIMITS AND ANY OTHER CONSTRAINTS INCLUDED IN THE DEVELOPMENT CONSENT ORDER.

KEY PLAN



Final for DCO Application	WV	TD	21/01/21	P04
Revision Details	By	Check	Date	Suffix

DCO APPLICATION

Client
Highways England
Woodlands
Manton Lane
Manton Industrial Estate
Bedford
MK41 7LW



Development Consent Order Number
TR010044

Project Title
A428 BLACK CAT TO
CAXTON GIBBET
IMPROVEMENTS

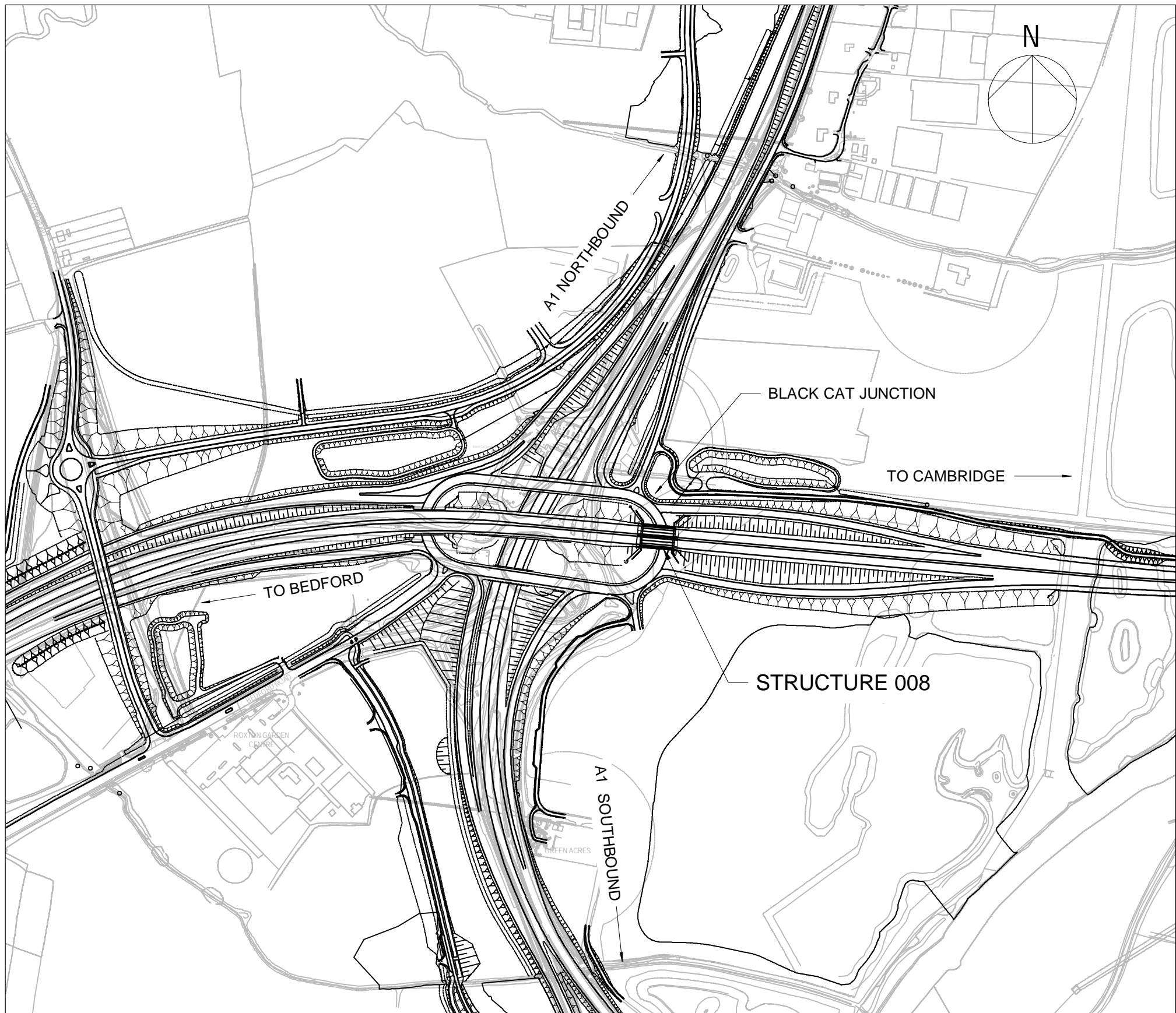
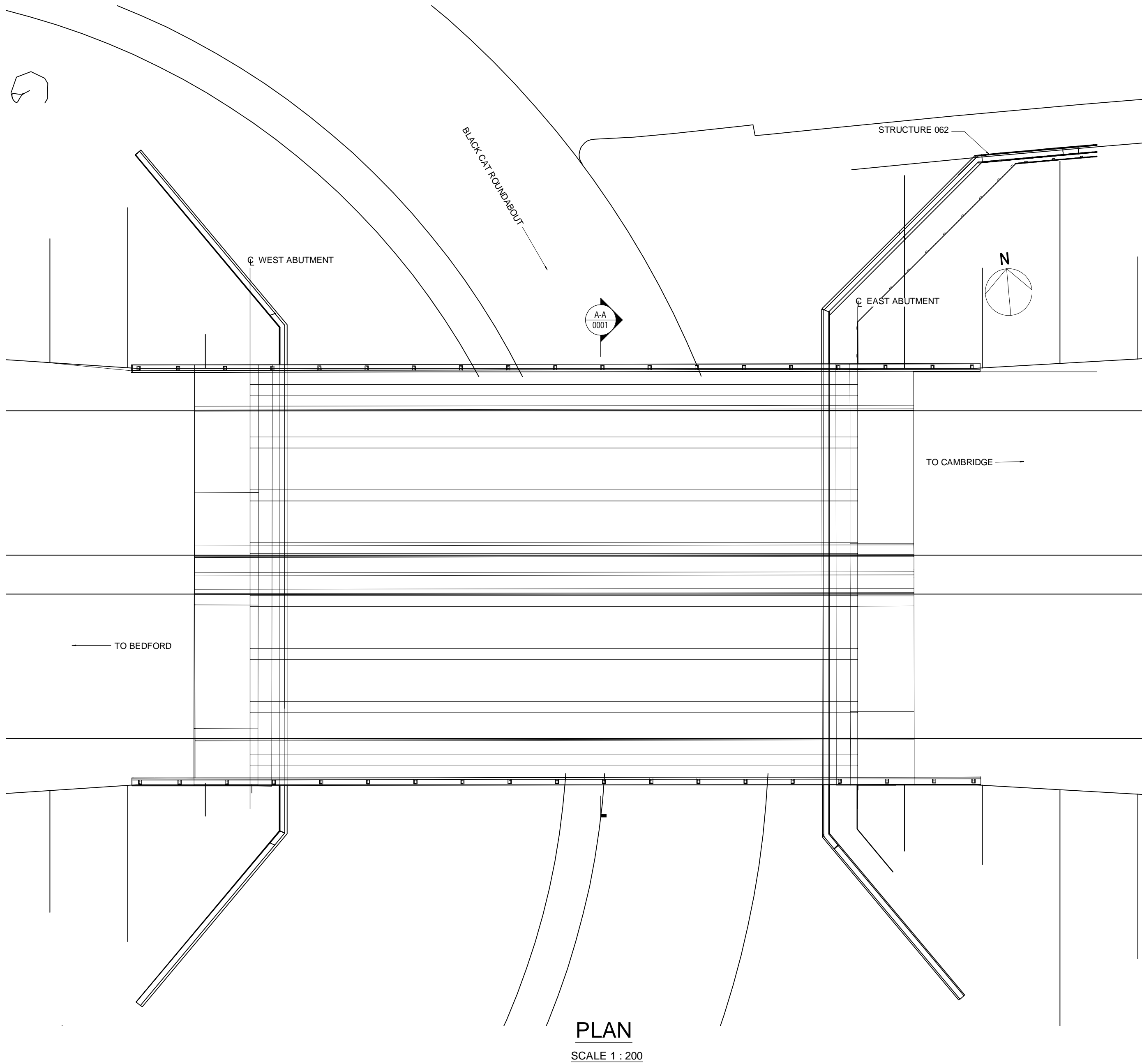
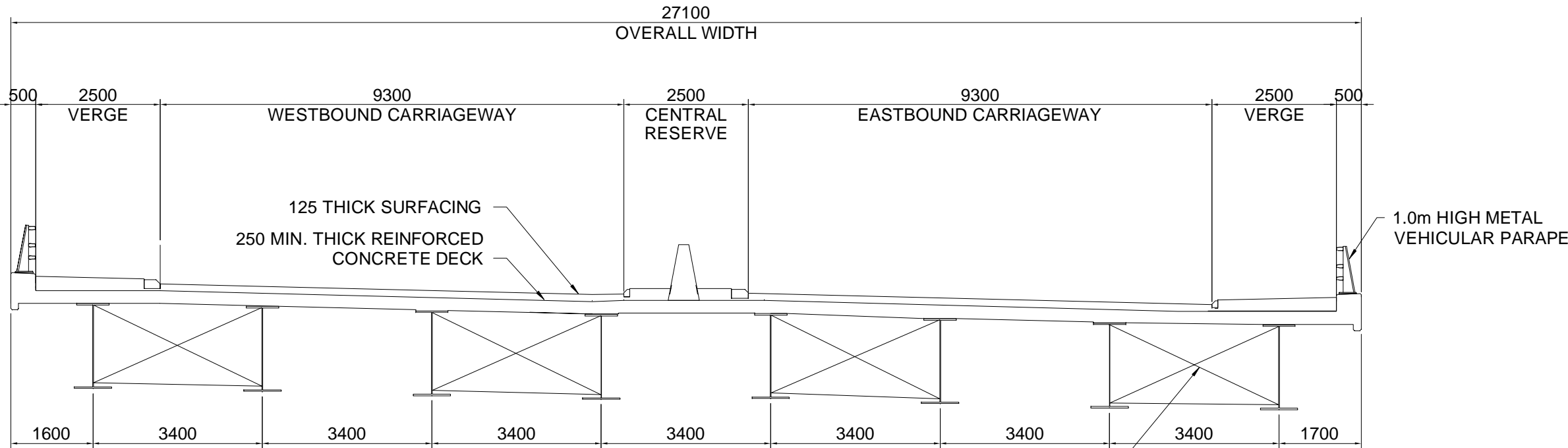
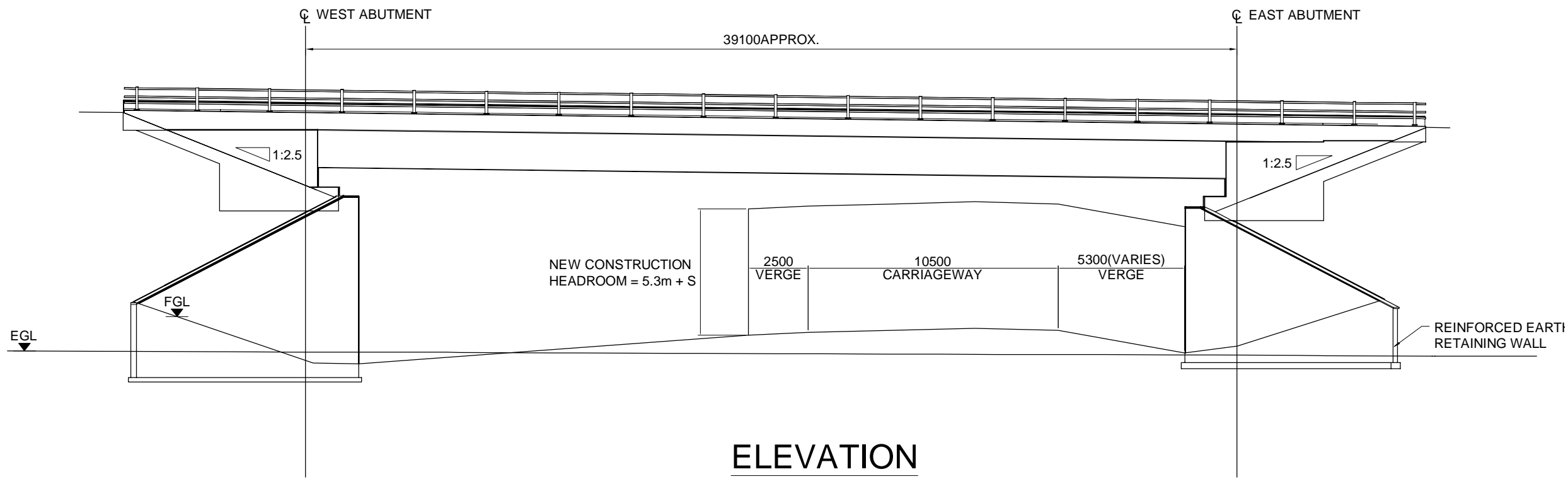
Drawing Title
STRUCTURE ENGINEERING
DRAWINGS AND SECTIONS
REGULATION 5(2)(O)
SHEET 5

Designed GH	Drawn WV	Checked JMW	Approved TD	Date 21/01/2
Internal Project No. 60541541			Suitability D7	
Scale @ A1 AS SHOWN			Zone ZN5	

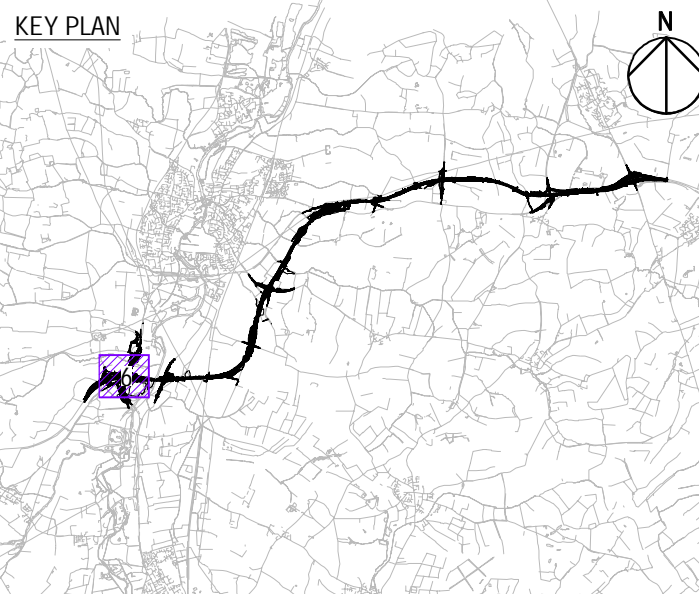
THIS DOCUMENT HAS BEEN PREPARED PURSUANT TO AND SUBJECT TO THE TERMS OF AECOM'S APPOINTMENT BY ITS CLIENT. AECOM ACCEPTS NO LIABILITY FOR ANY USE OF THIS DOCUMENT OTHER THAN BY ITS ORIGINAL CLIENT OR FOLLOWING AECOM'S EXPRESS AGREEMENT TO SUCH USE, AND ONLY FOR THE PURPOSES FOR WHICH IT WAS PREPARED AND PROVIDED.

Drawing Number HE551495	Originator ACM	Volume LSI	Rev P04
Location ZN5_SW_Z_ZZ	Type DR	Role DC	Number 3505

WORKS NO. 1 - BLACK CAT JUNCTION EAST BRIDGE GENERAL ARRANGEMENT



- NOTES
- THIS DRAWING IS TO BE READ IN CONJUNCTION WITH ALL OTHER RELEVANT DOCUMENTATION.
 - DO NOT SCALE FROM THIS DRAWING, USE ONLY PRINTED DIMENSIONS.
 - ALL DIMENSIONS IN MILLIMETRES, ALL CHAINAGES, LEVELS AND COORDINATES ARE IN METRES UNLESS DEFINED OTHERWISE.
 - THE PROPOSED WORKS SHOWN ARE ILLUSTRATIVE ONLY AND WILL BE SUBJECT TO CHANGE AS PART OF DETAILED DESIGN DEVELOPMENT. ANY CHANGES WILL BE LIMITED TO BEING WITHIN THE ORDER LIMITS AND ANY OTHER CONSTRAINTS INCLUDED IN THE DEVELOPMENT CONSENT ORDER.



Final for DCO Application	WV	TD	21/01/21	P04
Revision Details	By	Check	Date	Suffix

DCO APPLICATION

Client
Highways England
Woodlands
Manton Lane
Manton Industrial Estate
Bedford
MK41 7LW



Development Consent Order Number
TR010044

Project Title
A428 BLACK CAT TO
CAXTON GIBBET
IMPROVEMENTS

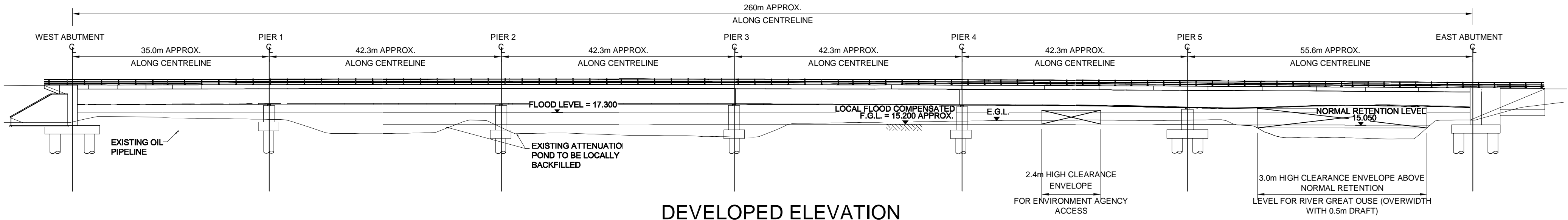
Drawing Title
STRUCTURE ENGINEERING
DRAWINGS AND SECTIONS
REGULATION 5(2)(O)
SHEET 6

Designed	Drawn	Checked	Approved	Date
GH	WV	JMW	TD	21/01/21
Internal Project No.	Suitability			
60541541	D7			
Scale @ A1	Zone			
AS SHOWN	ZN5			

THIS DOCUMENT HAS BEEN PREPARED PURSUANT TO AND SUBJECT TO THE TERMS OF AECOM'S APPOINTMENT BY ITS CLIENT. AECOM ACCEPTS NO LIABILITY FOR ANY USE OF THIS DOCUMENT OTHER THAN BY ITS ORIGINAL CLIENT OR FOLLOWING AECOM'S EXPRESS AGREEMENT TO SUCH USE, AND ONLY FOR THE PURPOSES FOR WHICH IT WAS PREPARED AND PROVIDED.

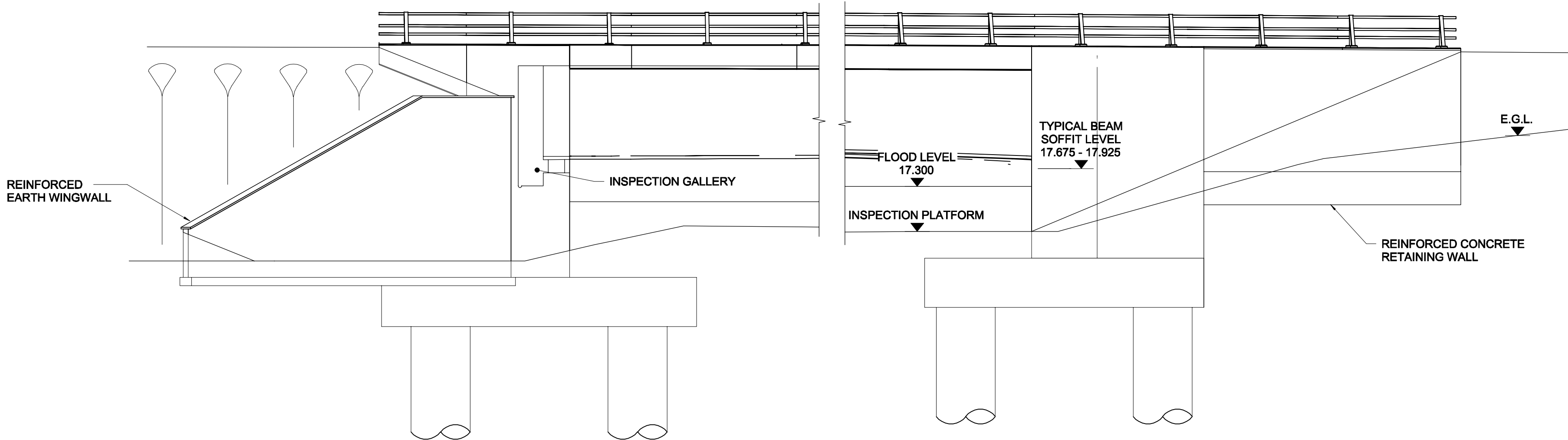
Drawing Number	Highways England PIN	1 Originator	1 Volume	Rev
HE551495	ACM	LSI	-	P04
ZN5_SW_Z_ZZ	DR	DC-3506		
Location	1 Type	1 Role	1 Number	

WORKS NO. 39 - RIVER GREAT OUSE VIADUCT GENERAL ARRANGEMENT



DEVELOPED ELEVATION

SCALE 1:500

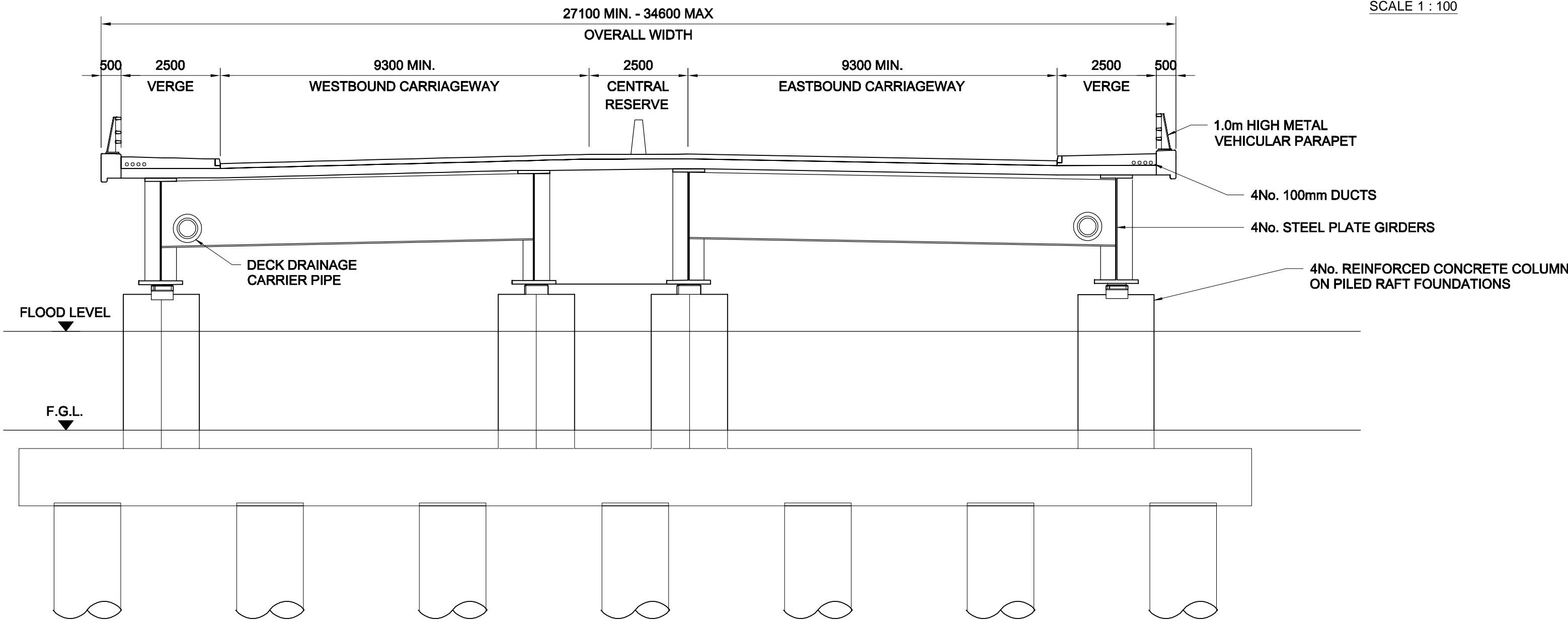


ELEVATION OF WEST ABUTMENT

SCALE 1:100

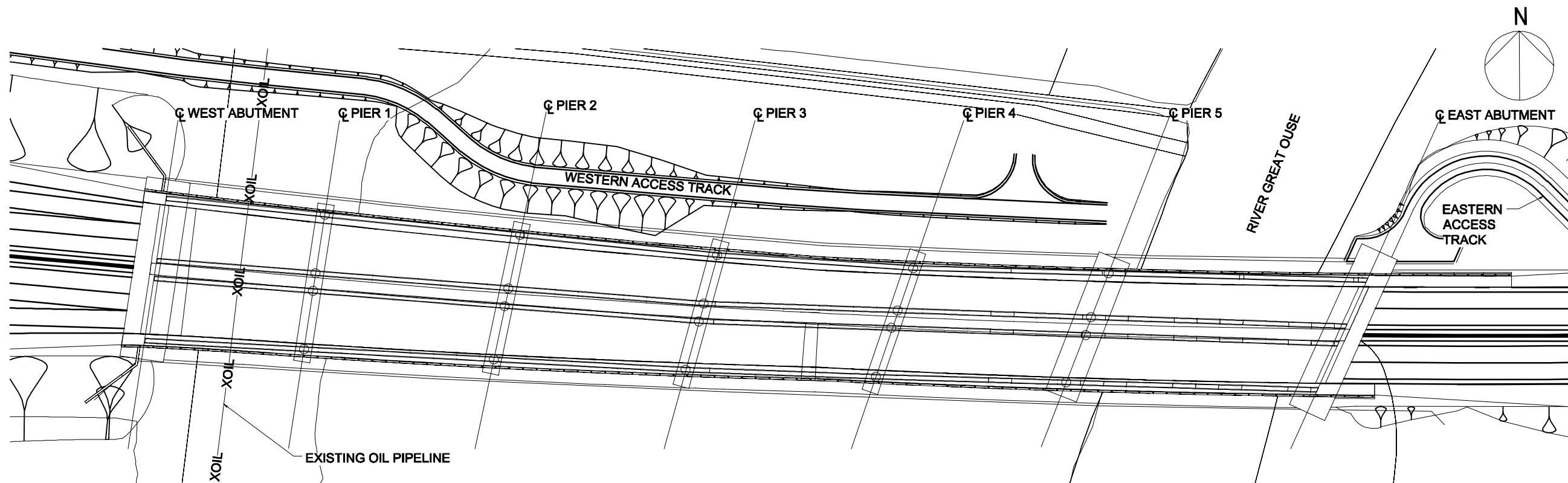
ELEVATION OF EAST ABUTMENT

SCALE 1:100



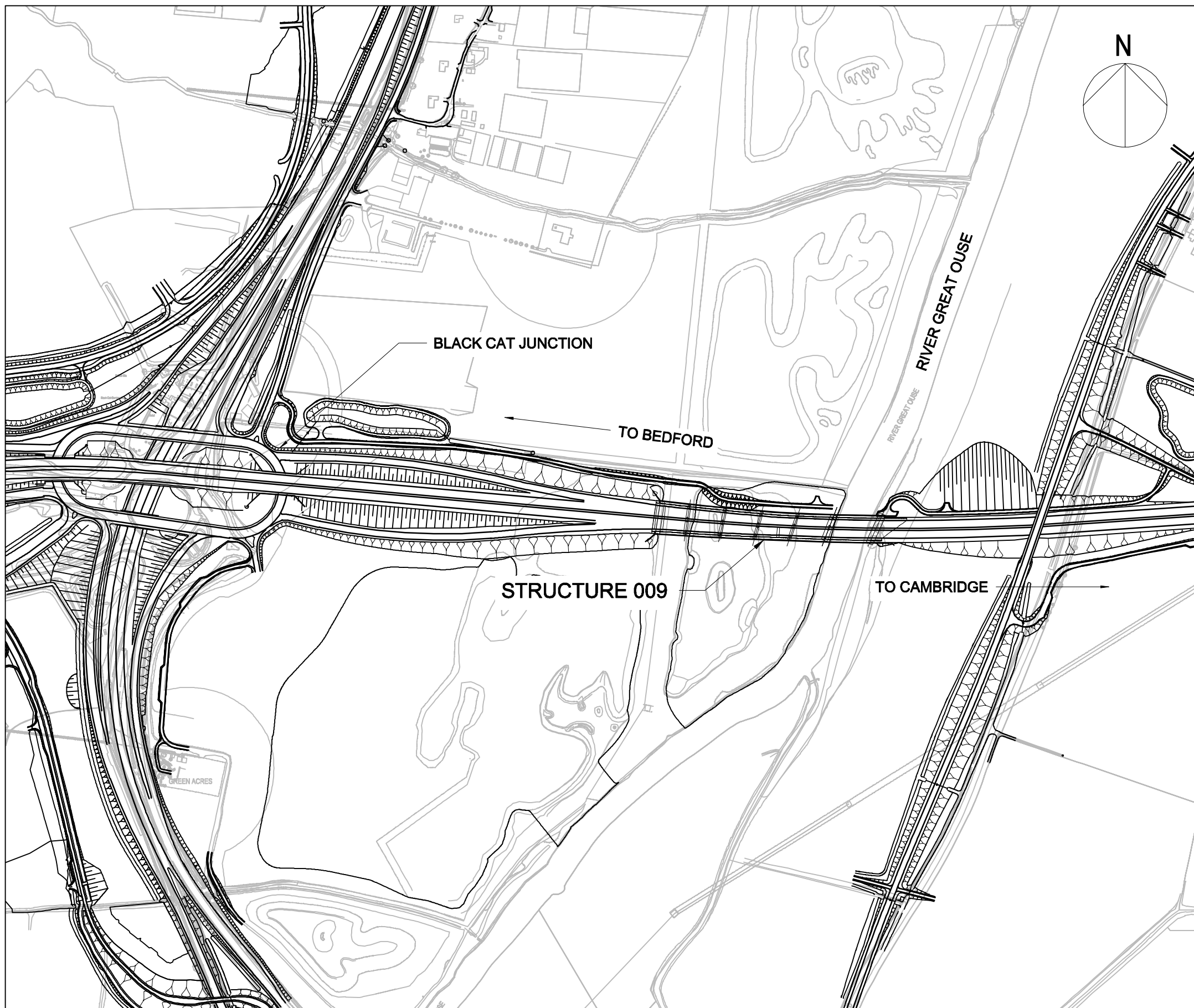
TYPICAL SECTION THROUGH PIERS

SCALE 1:100



PLAN

SCALE 1:1000



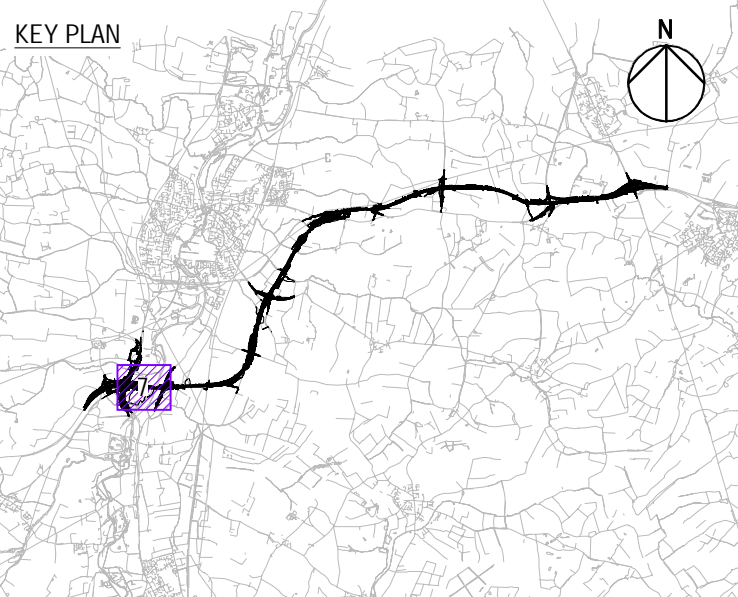
LOCATION PLAN

SCALE 1:5000

NOTES

- THIS DRAWING IS TO BE READ IN CONJUNCTION WITH ALL OTHER RELEVANT DOCUMENTATION.
- DO NOT SCALE FROM THIS DRAWING, USE ONLY PRINTED DIMENSIONS.
- ALL DIMENSIONS IN MILLIMETRES, ALL CHAINAGES, LEVELS AND COORDINATES ARE IN METRES UNLESS DEFINED OTHERWISE.
- THE PROPOSED WORKS SHOWN ARE ILLUSTRATIVE ONLY AND WILL BE SUBJECT TO CHANGE AS PART OF DETAILED DESIGN DEVELOPMENT. ANY CHANGES WILL BE LIMITED TO BEING WITHIN THE ORDER LIMITS AND ANY OTHER CONSTRAINTS INCLUDED IN THE DEVELOPMENT CONSENT ORDER.

KEY PLAN



Revision Details			
Final for DCO Application	WV	21/01/21	P04
	TD		
	By	Date	Suffix
	Check		

DCO APPLICATION

Client
Highways England
Woodlands
Manton Lane
Manton Industrial Estate
Bedford
MK41 7LW



Development Consent Order Number

TR010044

Project Title

A428 BLACK CAT TO
CAXTON GIBBET
IMPROVEMENTS

Drawing Title

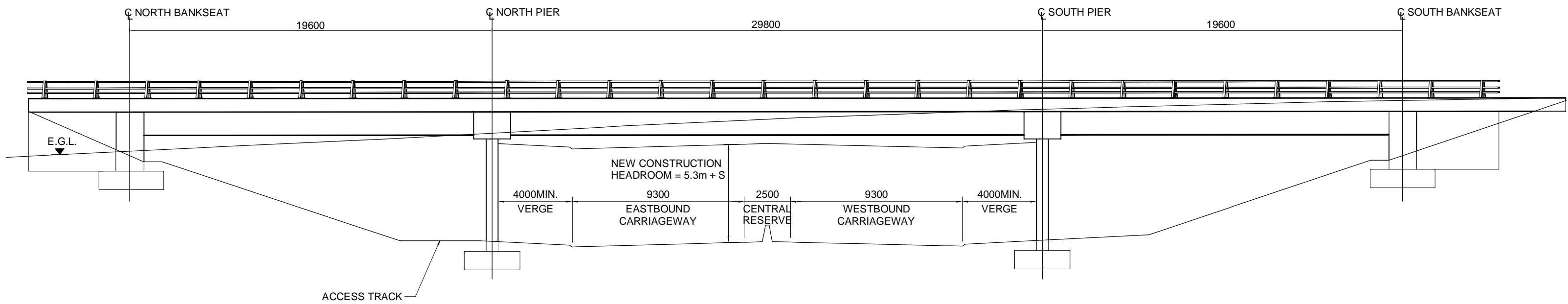
STRUCTURE ENGINEERING
DRAWINGS AND SECTIONS
REGULATION 5(2)(O)
SHEET 7

Designed	Drawn	Checked	Approved	Date
GH	WV	JMW	TD	21/01/21
Internal Project No.		Suitability		
60541541		D7		
Scale @ A1		Zone		
AS SHOWN		ZN5		

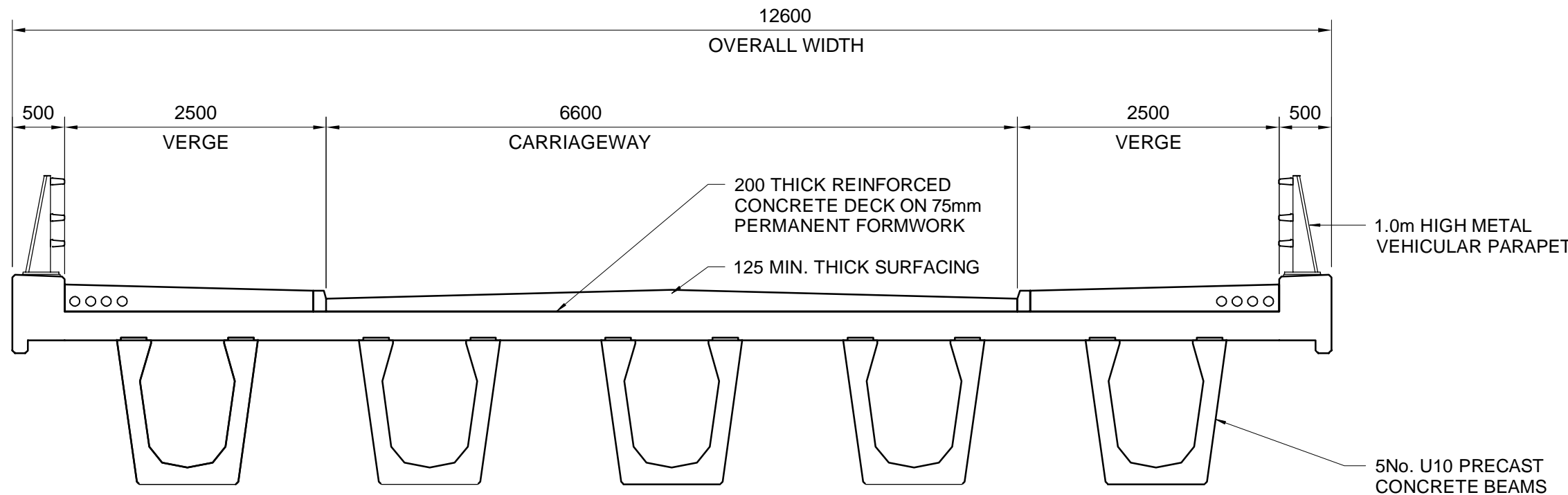
THIS DOCUMENT HAS BEEN PREPARED PURSUANT TO AND SUBJECT TO THE TERMS OF AECOM'S APPOINTMENT BY ITS CLIENT. AECOM ACCEPTS NO LIABILITY FOR ANY USE OF THIS DOCUMENT OTHER THAN BY ITS ORIGINAL CLIENT OR FOLLOWING AECOM'S EXPRESS AGREEMENT TO SUCH USE, AND ONLY FOR THE PURPOSES FOR WHICH IT WAS PREPARED AND PROVIDED.

Drawing Number	Highways England PIN	1 Originator	1 Volume	Rev
HE551495	ACM	LSI		P04
ZN5_SW_Z_ZZ	DR	DC-3507		
Location	1 Type	1 Role	1 Number	

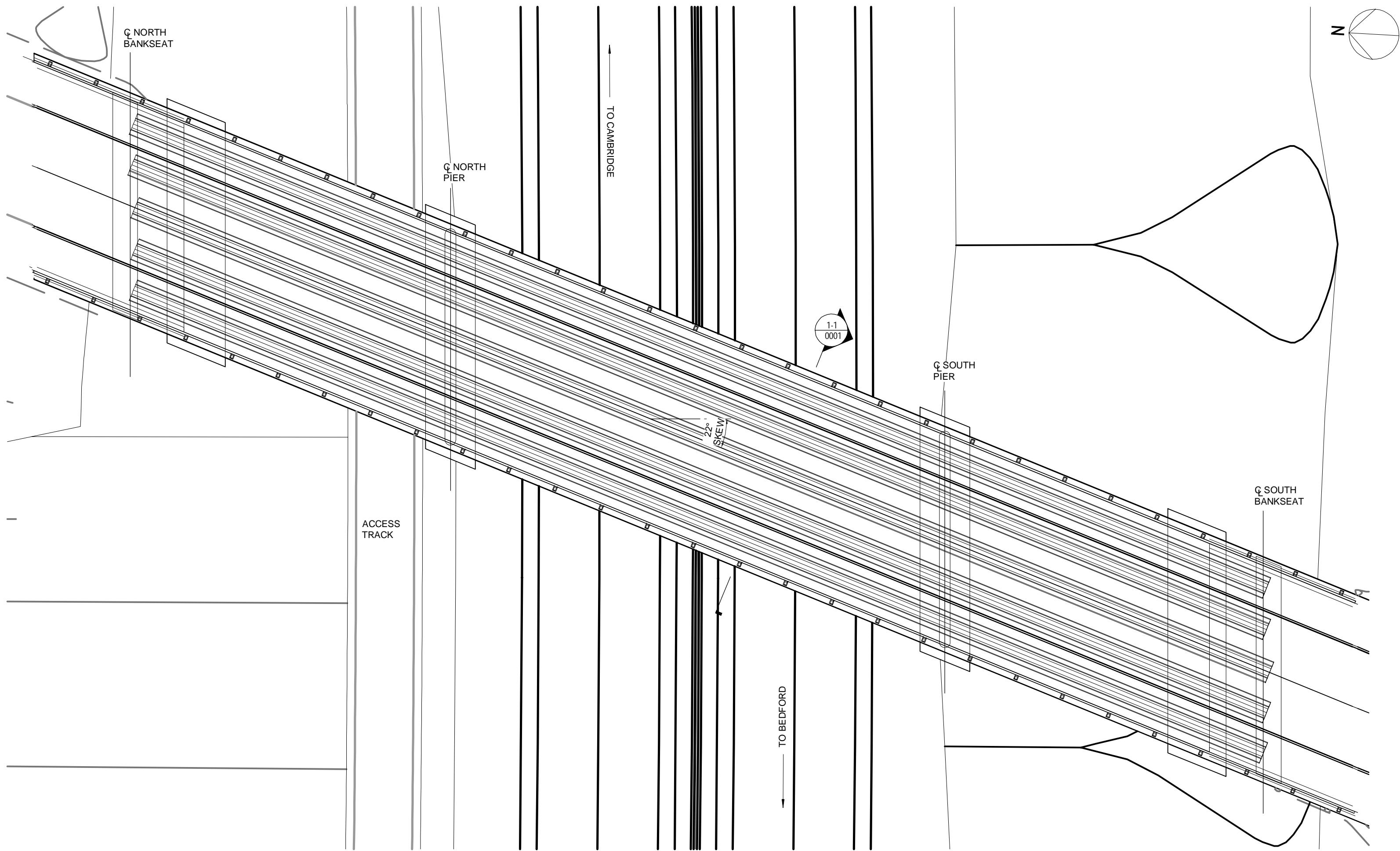
WORKS NO. 43 - BARFORD ROAD BRIDGE GENERAL ARRANGEMENT



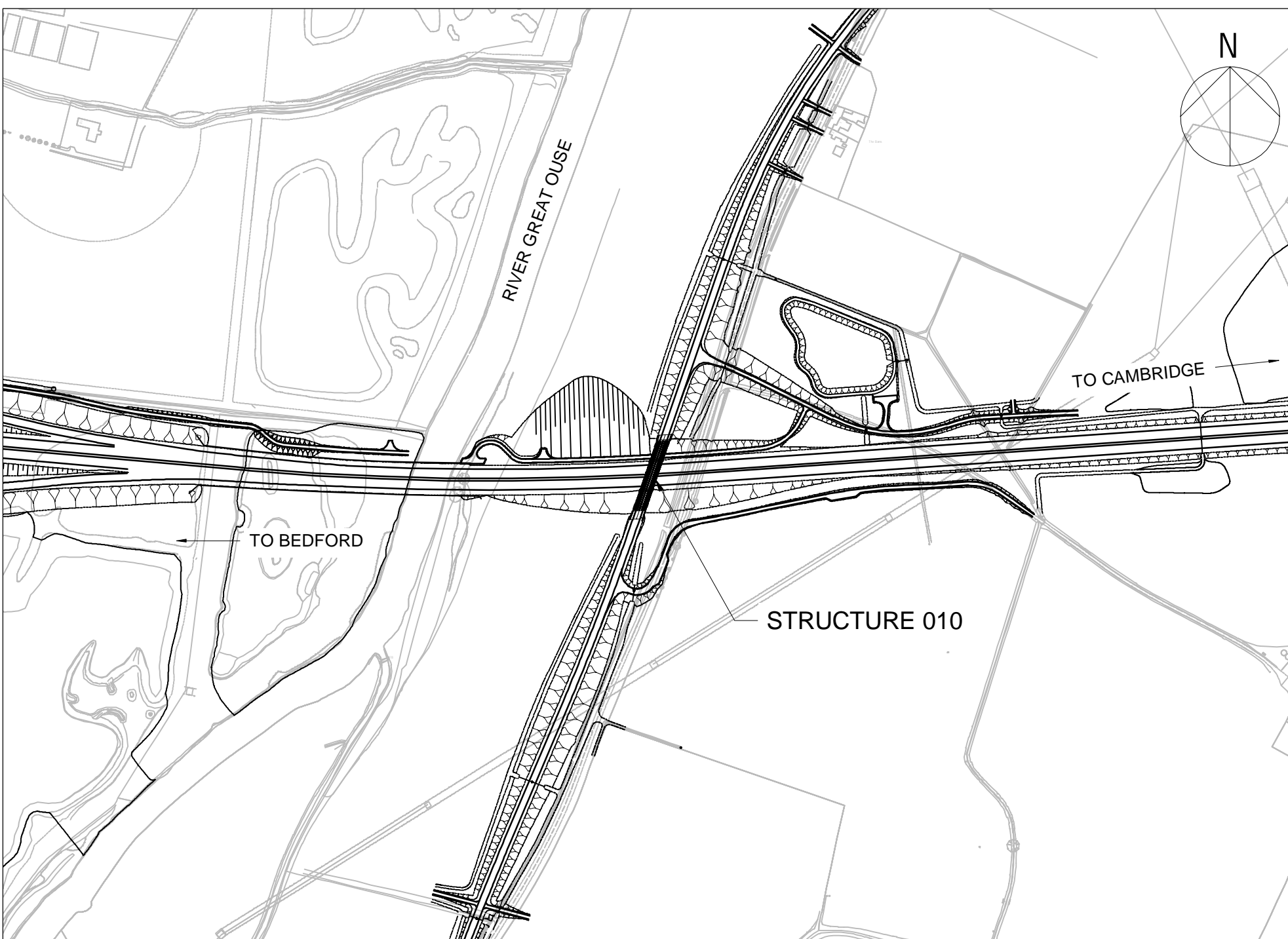
ELEVATION
SCALE 1 : 200



SECTION 1-1
TYPICAL SECTION THROUGH DECK
SCALE 1 : 50

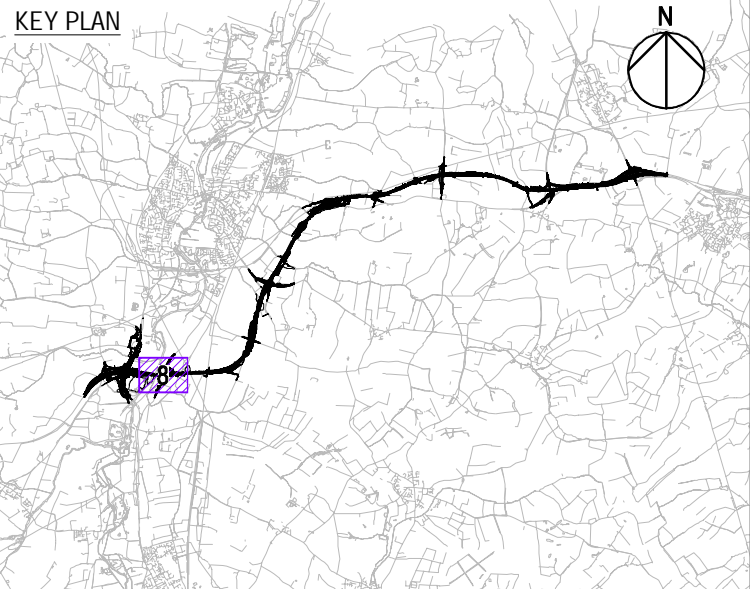


PLAN
SCALE 1 : 200



LOCATION PLAN
SCALE 1 : 5000

- NOTES
1. THIS DRAWING IS TO BE READ IN CONJUNCTION WITH ALL OTHER RELEVANT DOCUMENTATION.
 2. DO NOT SCALE FROM THIS DRAWING, USE ONLY PRINTED DIMENSIONS.
 3. ALL DIMENSIONS IN MILLIMETRES, ALL CHAINAGES, LEVELS AND COORDINATES ARE IN METRES UNLESS DEFINED OTHERWISE.
 4. THE PROPOSED WORKS SHOWN ARE ILLUSTRATIVE ONLY AND WILL BE SUBJECT TO CHANGE AS PART OF DETAILED DESIGN DEVELOPMENT. ANY CHANGES WILL BE LIMITED TO BEING WITHIN THE ORDER LIMITS AND ANY OTHER CONSTRAINTS INCLUDED IN THE DEVELOPMENT CONSENT ORDER.



Final for DCO Application	WV	TD	21/01/21	P04
Revision Details	By	Check	Date	Suffix

Purpose of issue

DCO APPLICATION

Client
Highways England
Woodlands
Manton Lane
Manton Industrial Estate
Bedford
MK41 7LW

Working on behalf of
highways england

Development Consent Order Number
TR010044

Project Title
A428 BLACK CAT TO CAXTON GIBBET IMPROVEMENTS

Drawing Title
STRUCTURE ENGINEERING DRAWINGS AND SECTIONS REGULATION 5(2)(O) SHEET 8

Designed GH	Drawn WV	Checked JMW	Approved TD	Date 21/01/21
----------------	-------------	----------------	----------------	------------------

Internal Project No.
60541541

Scale @ A1
AS SHOWN

Suitability
D7

Zone
ZN5

THIS DOCUMENT HAS BEEN PREPARED PURSUANT TO AND SUBJECT TO THE TERMS OF AECOM'S APPOINTMENT BY ITS CLIENT. AECOM ACCEPTS NO LIABILITY FOR ANY USE OF THIS DOCUMENT OTHER THAN BY ITS ORIGINAL CLIENT OR FOLLOWING AECOM'S EXPRESS AGREEMENT TO SUCH USE, AND ONLY FOR THE PURPOSES FOR WHICH IT WAS PREPARED AND PROVIDED.

Drawing Number HE551495	1 Originator ACM	1 Volume LSI	Rev P04
Location ZN5_SW_Z_ZZ	1 Type DR	1 Role DC	1 Number 3508

1.8m HIGH H4A METAL VEHICULAR PARAPET (SHEETED INFILL) WITH ANTI-CLIMB SYSTEM (SHOWN INDICATIVELY)

21500

31700

22000

1:2.5

E.G.L.

ACCOMMODATION ACCESS TRACK

EXISTING NETWORK RAIL FENCE LINE

2500

3000

PROPOSED MAINTENANCE EASEMENT FENCE LINE

6m MIN SEE NOTE 5

OVERHEAD LINE EQUIPMENT

3000

2500

1:2.5

E.G.L.

ACCOMMODATION ACCESS TRACK

APPROXIMATE LOCATION OF HIGH PRESSURE GAS MAIN (TO BE DIVERTED PRIOR TO BRIDGE CONSTRUCTION)

7.2m MIN. CLEARANCE FROM RAIL FENCE TO HIGHEST RAIL

3000MIN.

3000MIN.

TRACK INFLUENCE ZONE (NO EXCAVATION WORKS)

TRACK INFLUENCE ZONE (NO EXCAVATION WORKS)


ELEVATION

SCALE 1 : 200

SCALE 1 : 200



1. THIS DRAWING IS TO BE READ IN CONJUNCTION WITH ALL OTHER RELEVANT DOCUMENTATION.
2. DO NOT SCALE FROM THIS DRAWING, USE ONLY PRINTED DIMENSIONS.
3. ALL DIMENSIONS IN MILLIMETRES, ALL CHAINAGES, LEVELS AND COORDINATES ARE IN METRES UNLESS DEFINED OTHERWISE.
4. THE PROPOSED WORKS SHOWN ARE ILLUSTRATIVE ONLY AND WILL BE SUBJECT TO CHANGE AS PART OF DETAILED DESIGN DEVELOPMENT. ANY CHANGES WILL BE LIMITED TO BEING WITHIN THE ORDER LIMITS AND ANY OTHER CONSTRAINTS INCLUDED IN THE DEVELOPMENT CONSENT ORDER.



Client
Highways England
Woodlands
Manton Lane
Manton Industrial Estate
Bedford
MK41 7LW

Working on behalf of

 **highway**
england

Development Consent Order Number
TR010044

Project Title

**A428 BLACK CAT TO
CAXTON GIBBET
IMPROVEMENTS**

Drawing Title

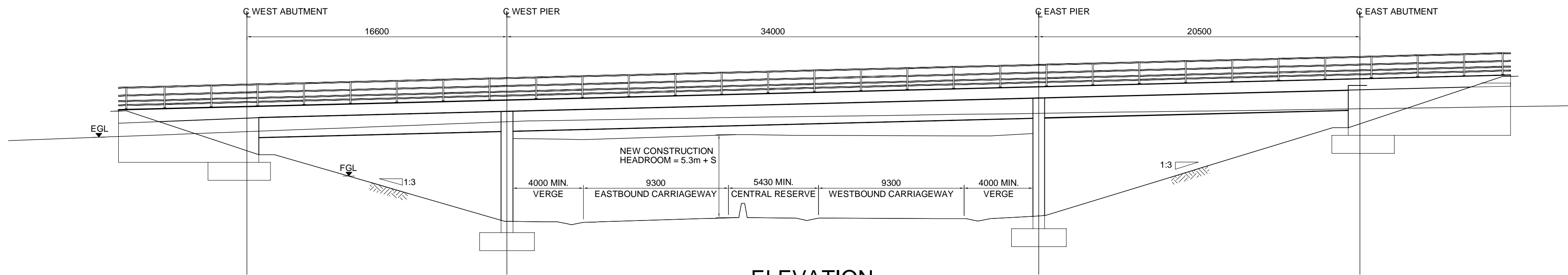
STRUCTURE ENGINEERING
DRAWINGS AND SECTIONS
REGULATION 5(2)(O)
SHEET 9

Designed GH	Drawn WV	Checked JMW	Approved TD	Date 21/01/2
Internal Project No. 60541541			Suitability D7	
Scale @ A1 AS SHOWN			Zone ZN5	

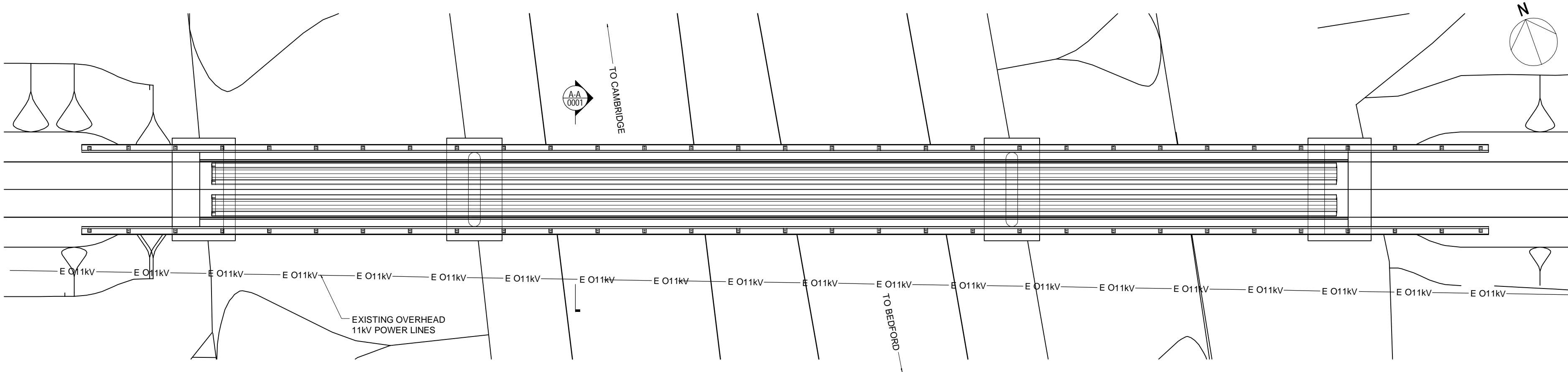
THIS DOCUMENT HAS BEEN PREPARED PURSUANT TO AND SUBJECT TO THE TERMS OF AECOM'S APPOINTMENT BY ITS CLIENT. AECOM ACCEPTS NO LIABILITY FOR ANY USE OF THIS DOCUMENT OTHER THAN BY ITS ORIGINAL CLIENT OR FOLLOWING AECOM'S EXPRESS AGREEMENT TO SUCH USE, AND ONLY FOR THE PURPOSES FOR WHICH IT WAS PREPARED AND PROVIDED.

Drawing Number	I Originator	I Volume	Rev
Highways England PIN			
HE551495	-ACM	-LSI	P0
ZN5_SW_Z_ZZ	-DR	-DC-3509	
Location	I Type	I Role	I Number

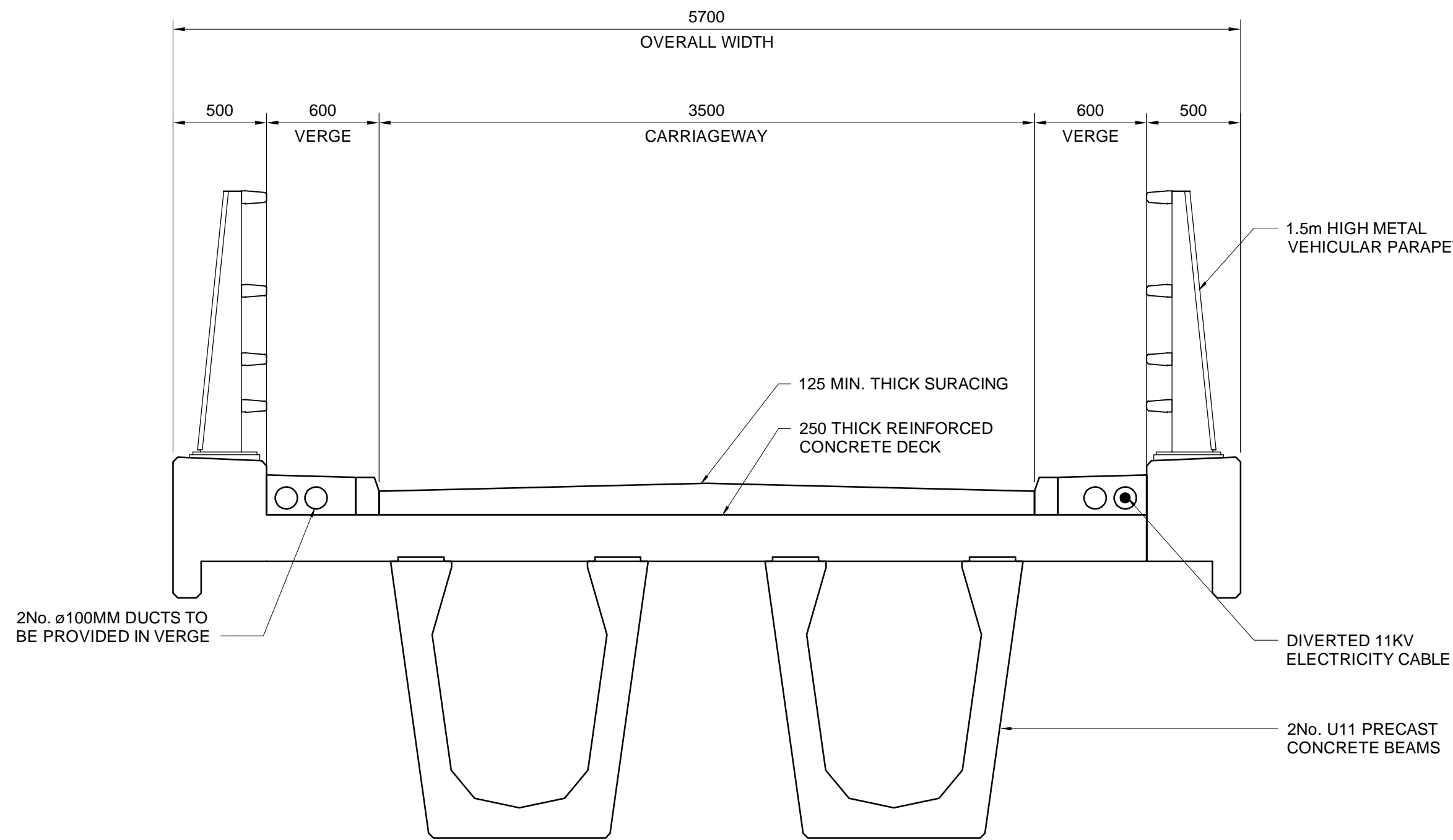
WORKS NO. 55 - TOP FARM BRIDGE GENERAL ARRANGEMENT



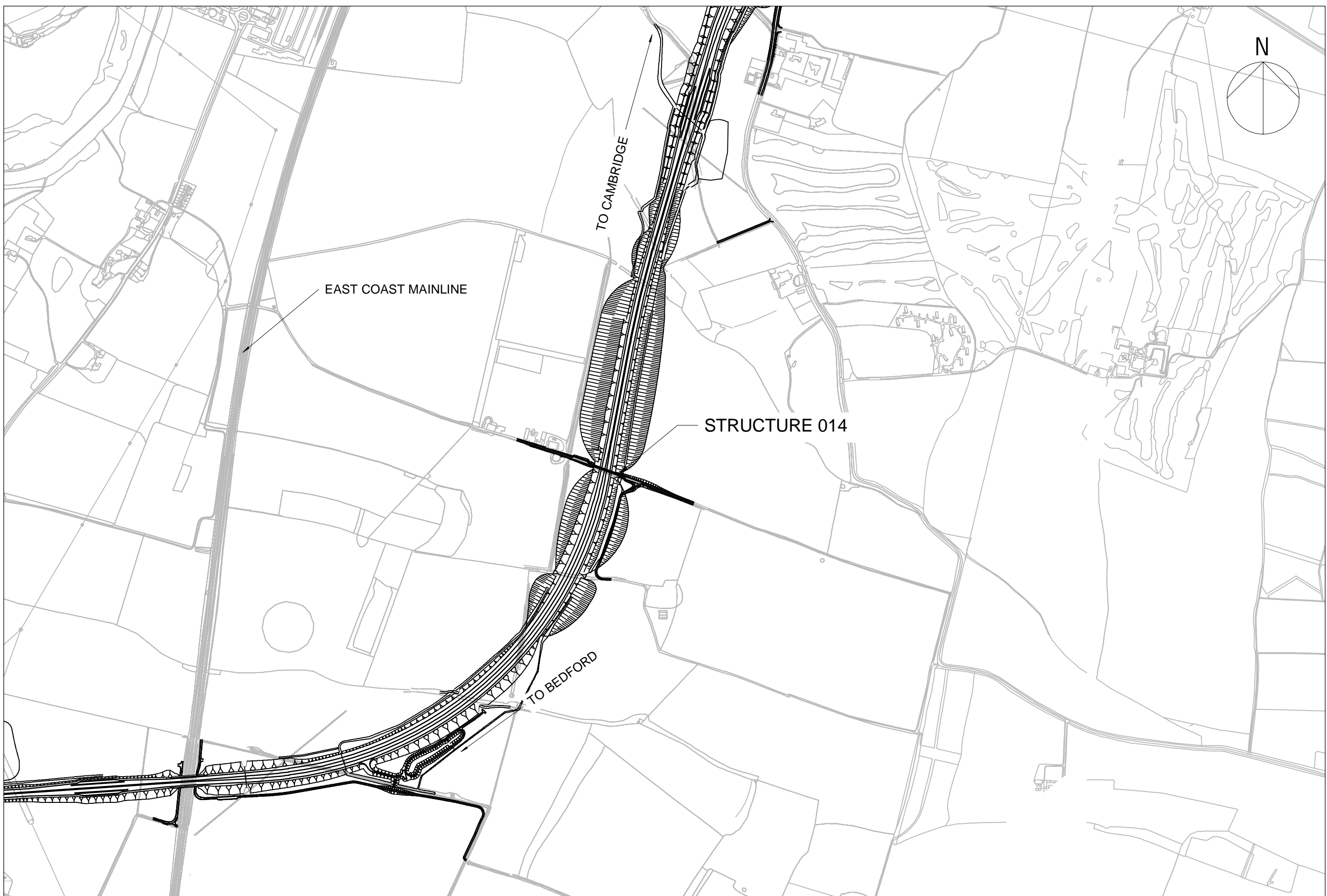
ELEVATION
SCALE 1 : 200



PLAN
SCALE 1 : 200

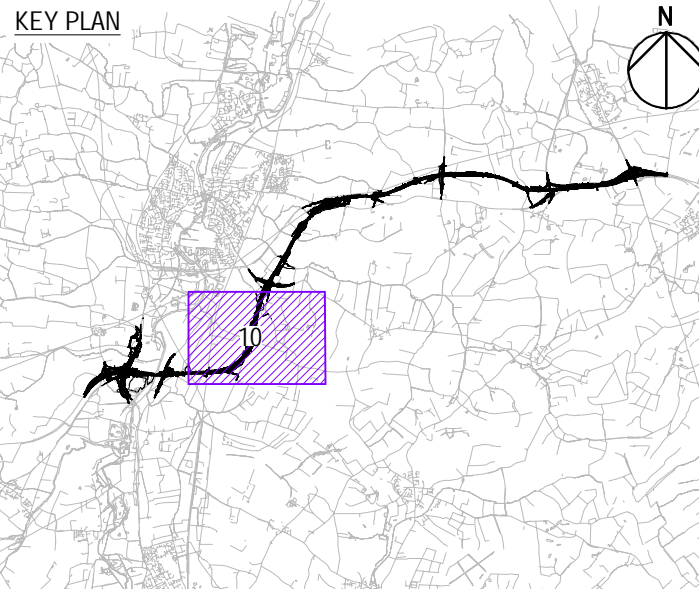


SECTION A-A
TYPICAL SECTION THROUGH DECK
SCALE 1 : 25



LOCATION PLAN
SCALE 1 : 10000

- NOTES
- THIS DRAWING IS TO BE READ IN CONJUNCTION WITH ALL OTHER RELEVANT DOCUMENTATION.
 - DO NOT SCALE FROM THIS DRAWING, USE ONLY PRINTED DIMENSIONS.
 - ALL DIMENSIONS IN MILLIMETRES, ALL CHAINAGES, LEVELS AND COORDINATES ARE IN METRES UNLESS DEFINED OTHERWISE.
 - THE PROPOSED WORKS SHOWN ARE ILLUSTRATIVE ONLY AND WILL BE SUBJECT TO CHANGE AS PART OF DETAILED DESIGN DEVELOPMENT. ANY CHANGES WILL BE LIMITED TO BEING WITHIN THE ORDER LIMITS AND ANY OTHER CONSTRAINTS INCLUDED IN THE DEVELOPMENT CONSENT ORDER.



Final for DCO Application	WV	TD	21/01/21	P04
Revision Details	By	Check	Date	Suffix

DCO APPLICATION

Client
Highways England
Woodlands
Manton Lane
Manton Industrial Estate
Bedford
MK41 7LW

Working on behalf of
highways england

Development Consent Order Number
TR010044

Project Title
A428 BLACK CAT TO
CAXTON GIBBET
IMPROVEMENTS

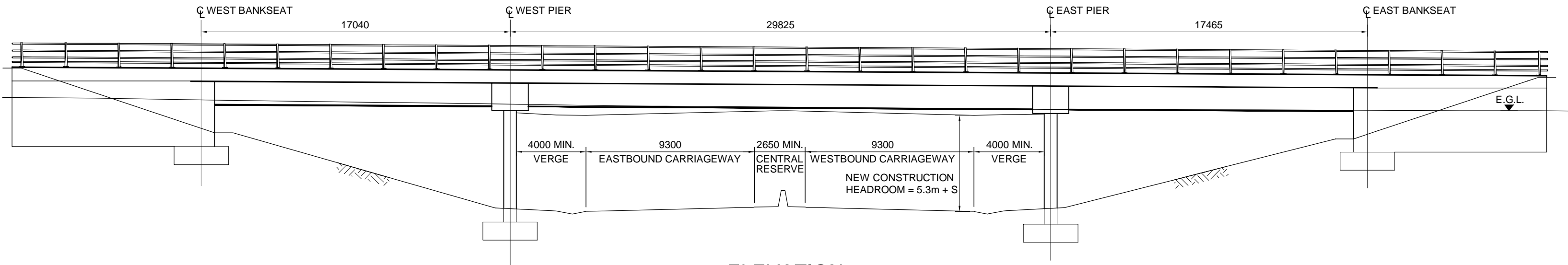
Drawing Title
STRUCTURE ENGINEERING
DRAWINGS AND SECTIONS
REGULATION 5(2)(O)
SHEET 10

Designed GH	Drawn WV	Checked JMW	Approved TD	Date 21/01/21
Internal Project No. 60541541	Suitability D7	Scale @ A1 AS SHOWN	Zone ZN5	

THIS DOCUMENT HAS BEEN PREPARED PURSUANT TO AND SUBJECT TO THE TERMS OF AECOM'S APPOINTMENT BY ITS CLIENT. AECOM ACCEPTS NO LIABILITY FOR ANY USE OF THIS DOCUMENT OTHER THAN BY ITS ORIGINAL CLIENT OR FOLLOWING AECOM'S EXPRESS AGREEMENT TO SUCH USE, AND ONLY FOR THE PURPOSES FOR WHICH IT WAS PREPARED AND PROVIDED.

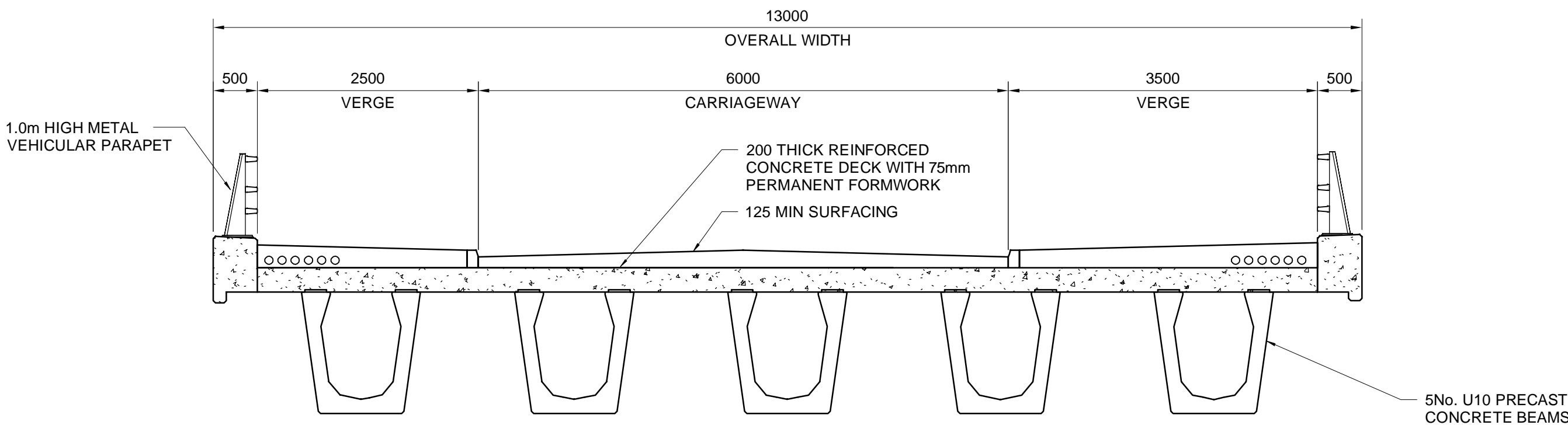
Drawing Number HE551495	Highways England PIN ACM	I Originator LSI	I Volume -	Rev P04
Location ZN5_SW_Z_ZZ	I Type DR	I Role DC	I Number 3510	

WORKS NO.68 - B1046 BRIDGE GENERAL ARRANGEMENT



ELEVATION

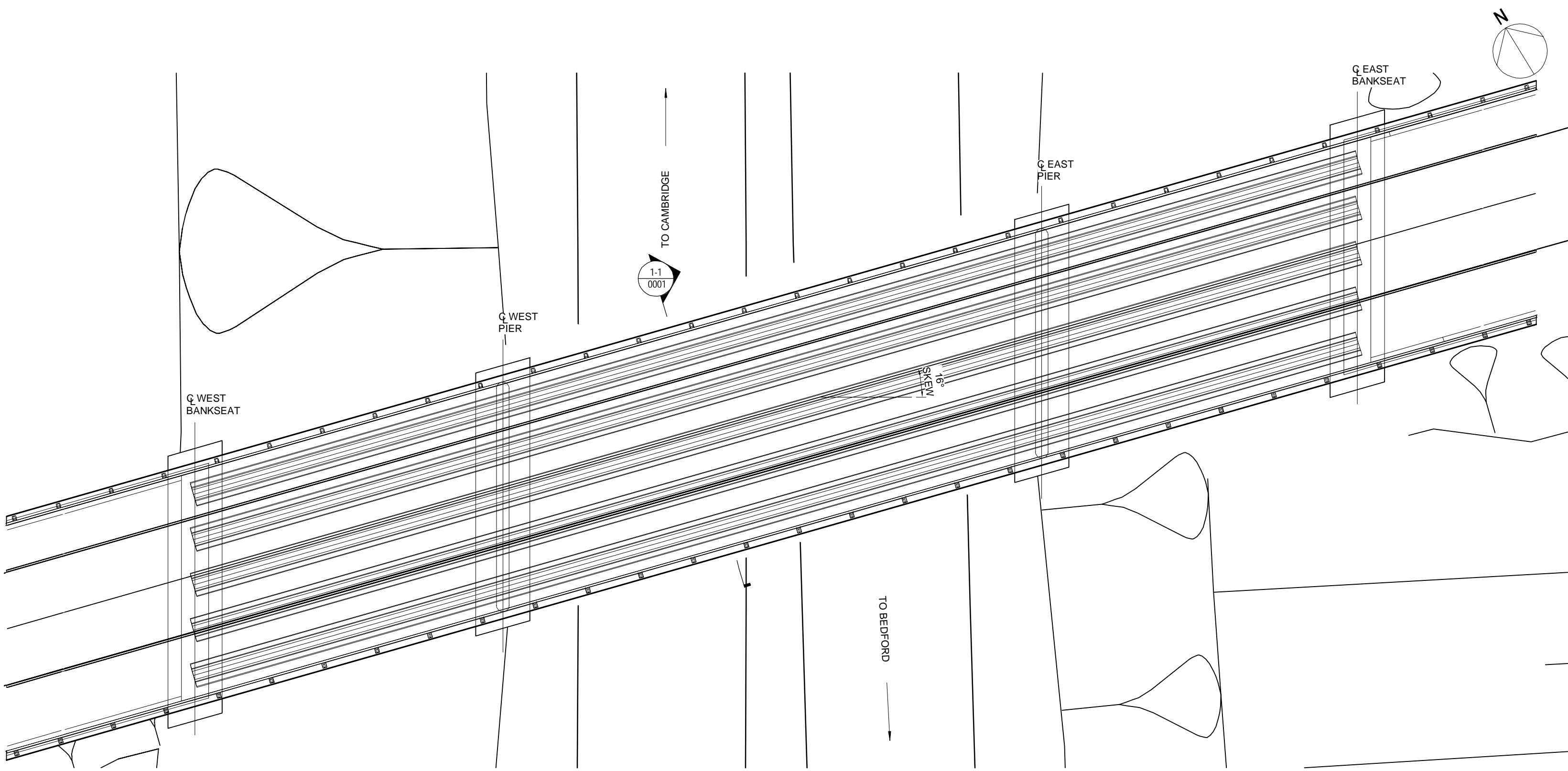
SCALE 1 : 200



SECTION 1-1

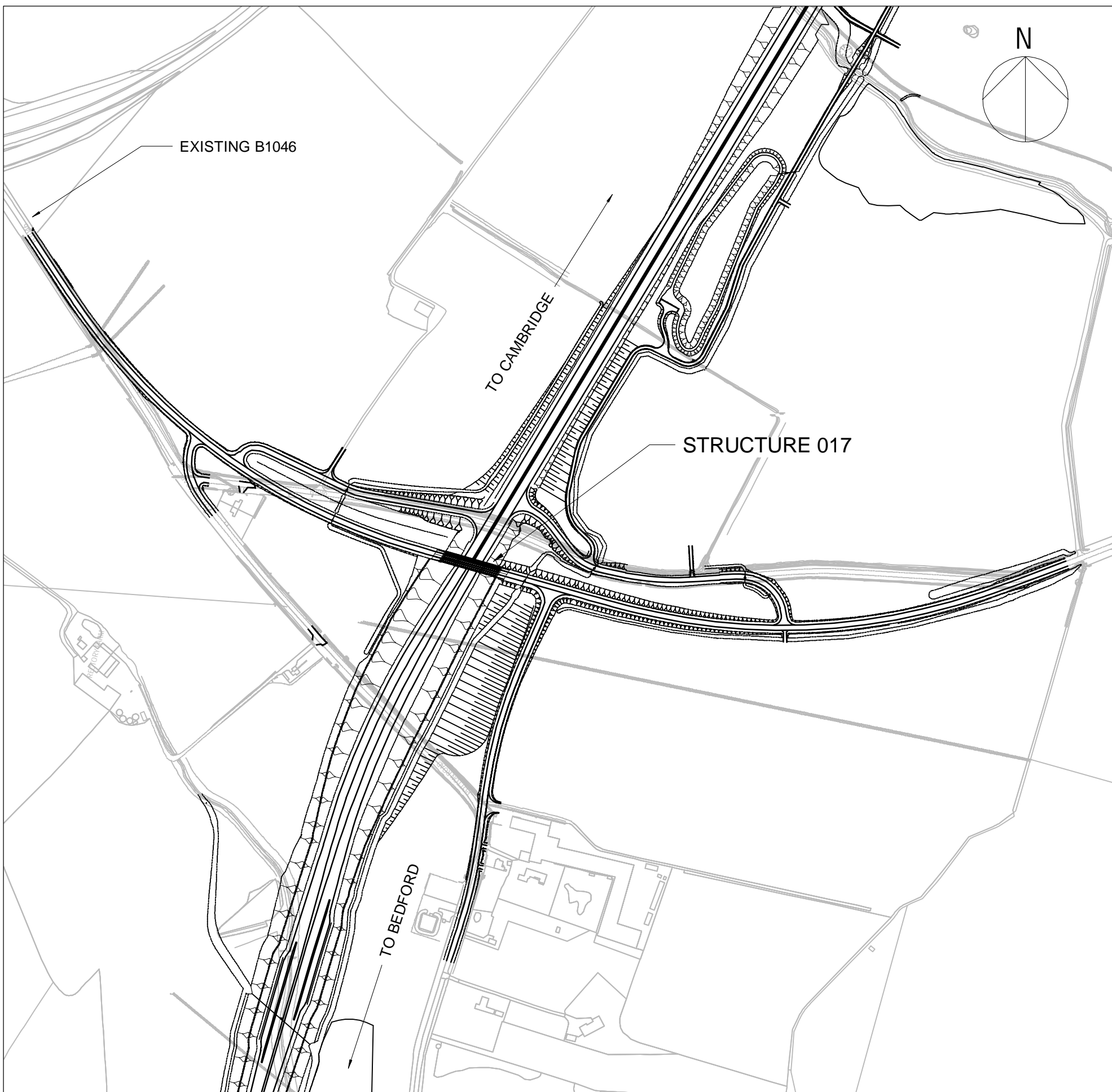
TYPICAL SECTION THROUGH DECK

SCALE 1 : 50



PLAN

SCALE 1 : 200



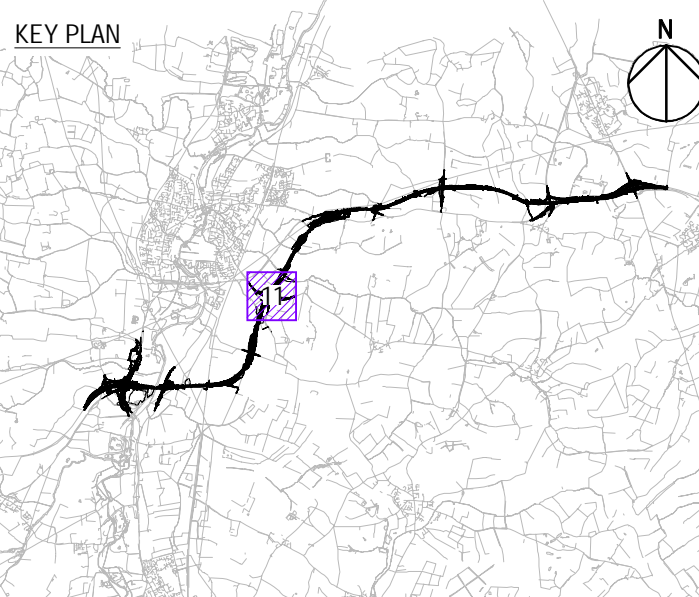
LOCATION PLAN

SCALE 1 : 5000

NOTES

1. THIS DRAWING IS TO BE READ IN CONJUNCTION WITH ALL OTHER RELEVANT DOCUMENTATION.
2. DO NOT SCALE FROM THIS DRAWING, USE ONLY PRINTED DIMENSIONS.
3. ALL DIMENSIONS IN MILLIMETRES, ALL CHAINAGES, LEVELS AND COORDINATES ARE IN METRES UNLESS DEFINED OTHERWISE.
4. THE PROPOSED WORKS SHOWN ARE ILLUSTRATIVE ONLY AND WILL BE SUBJECT TO CHANGE AS PART OF DETAILED DESIGN DEVELOPMENT. ANY CHANGES WILL BE LIMITED TO BEING WITHIN THE ORDER LIMITS AND ANY OTHER CONSTRAINTS INCLUDED IN THE DEVELOPMENT CONSENT ORDER.

KEY PLAN



Final for DCO Application	WV	TD	21/01/21	P04
Revision Details	By	Check	Date	Suffix

Purpose of Issue

DCO APPLICATION

Client
Highways England
Woodlands
Manton Lane
Manton Industrial Estate
Bedford
MK41 7LW

Working on behalf of



Development Consent Order Number
TR010044

Project Title
A428 BLACK CAT TO
CAXTON GIBBET
IMPROVEMENTS

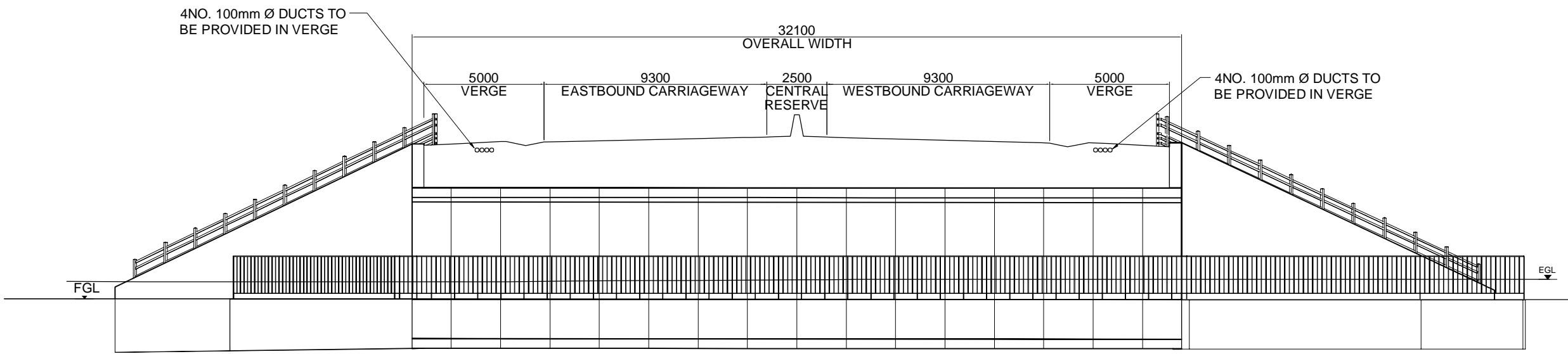
Drawing Title
STRUCTURE ENGINEERING
DRAWINGS AND SECTIONS
REGULATION 5(2)(O)
SHEET 11

Designed GH	Drawn WV	Checked JMW	Approved TD	Date 21/01/2
Internal Project No. 60541541			Suitability D7	
Scale @ A1 AS SHOWN			Zone ZN5	

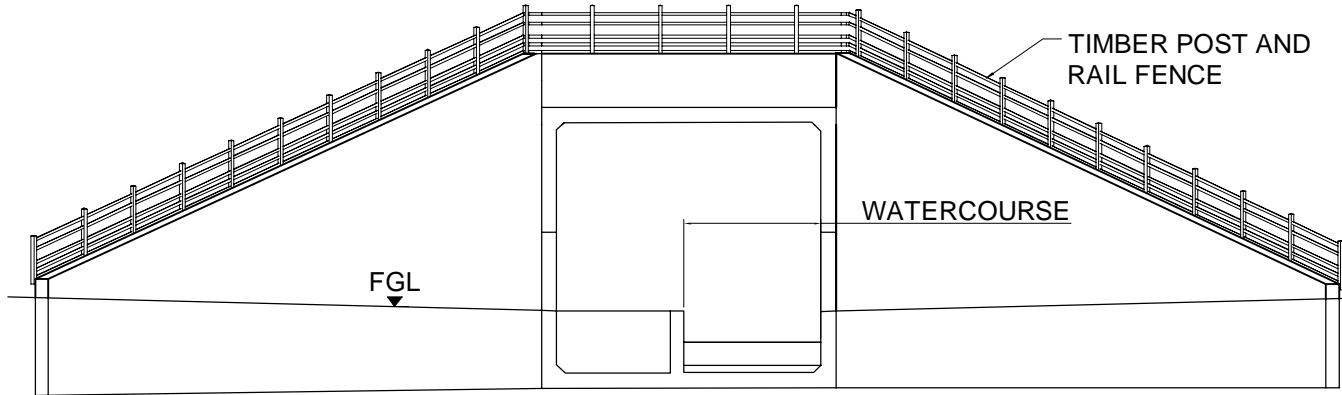
THIS DOCUMENT HAS BEEN PREPARED PURSUANT TO AND SUBJECT TO THE TERMS OF AECOM'S APPOINTMENT BY ITS CLIENT. AECOM ACCEPTS NO LIABILITY FOR ANY USE OF THIS DOCUMENT OTHER THAN BY ITS ORIGINAL CLIENT OR FOLLOWING AECOM'S EXPRESS AGREEMENT TO SUCH USE, AND ONLY FOR THE PURPOSES FOR WHICH IT WAS PREPARED AND PROVIDED.

Drawing Number HE551495	Highways England PIN ACM	1 Originator LSI	1 Volume DR-DC-3511	Rev P04
Location ZN5_SW_Z_ZZ	1 Type	1 Role	1 Number	

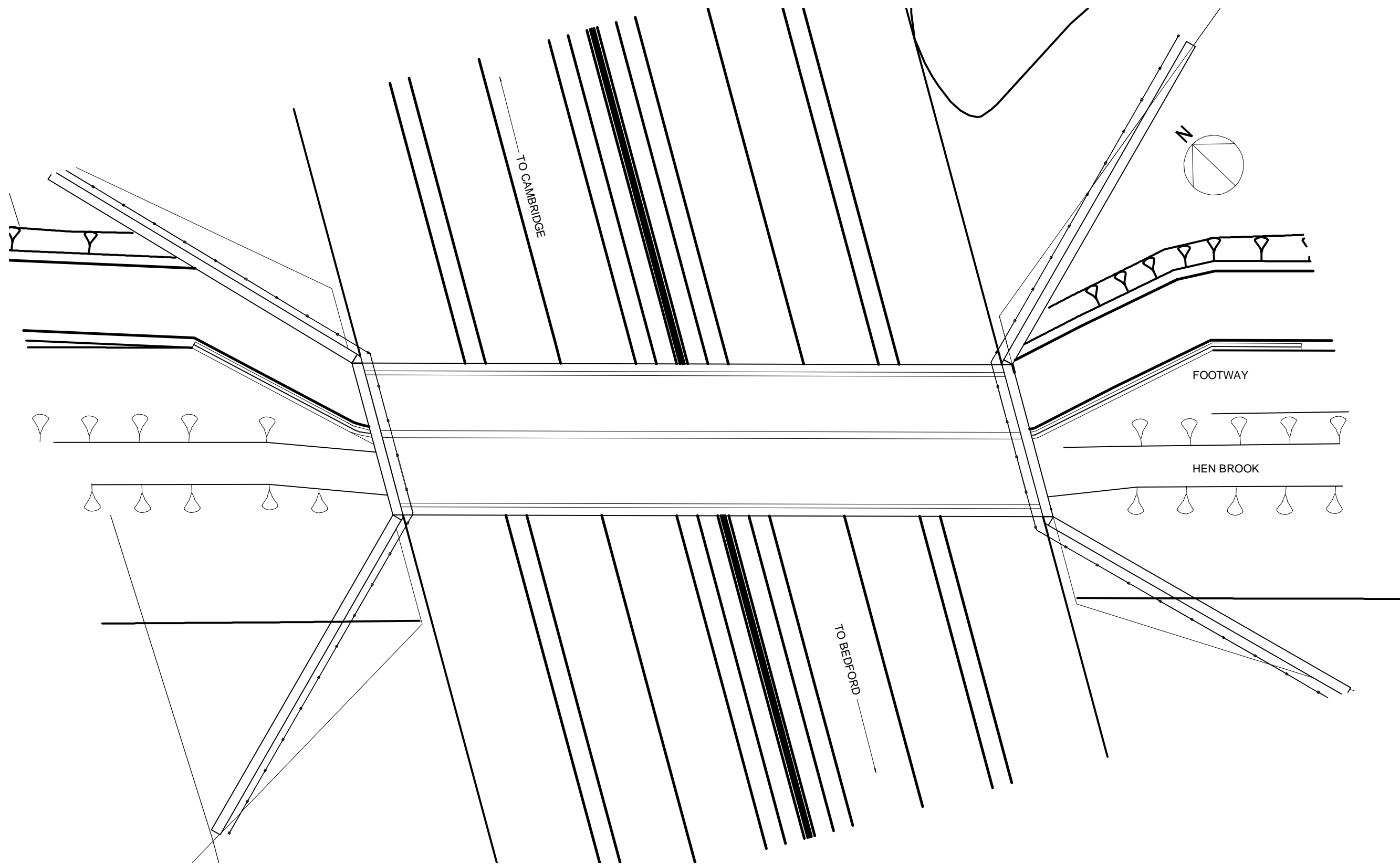
WORKS NO. 72 - HEN BROOK UNDERPASS GENERAL ARRANGEMENT



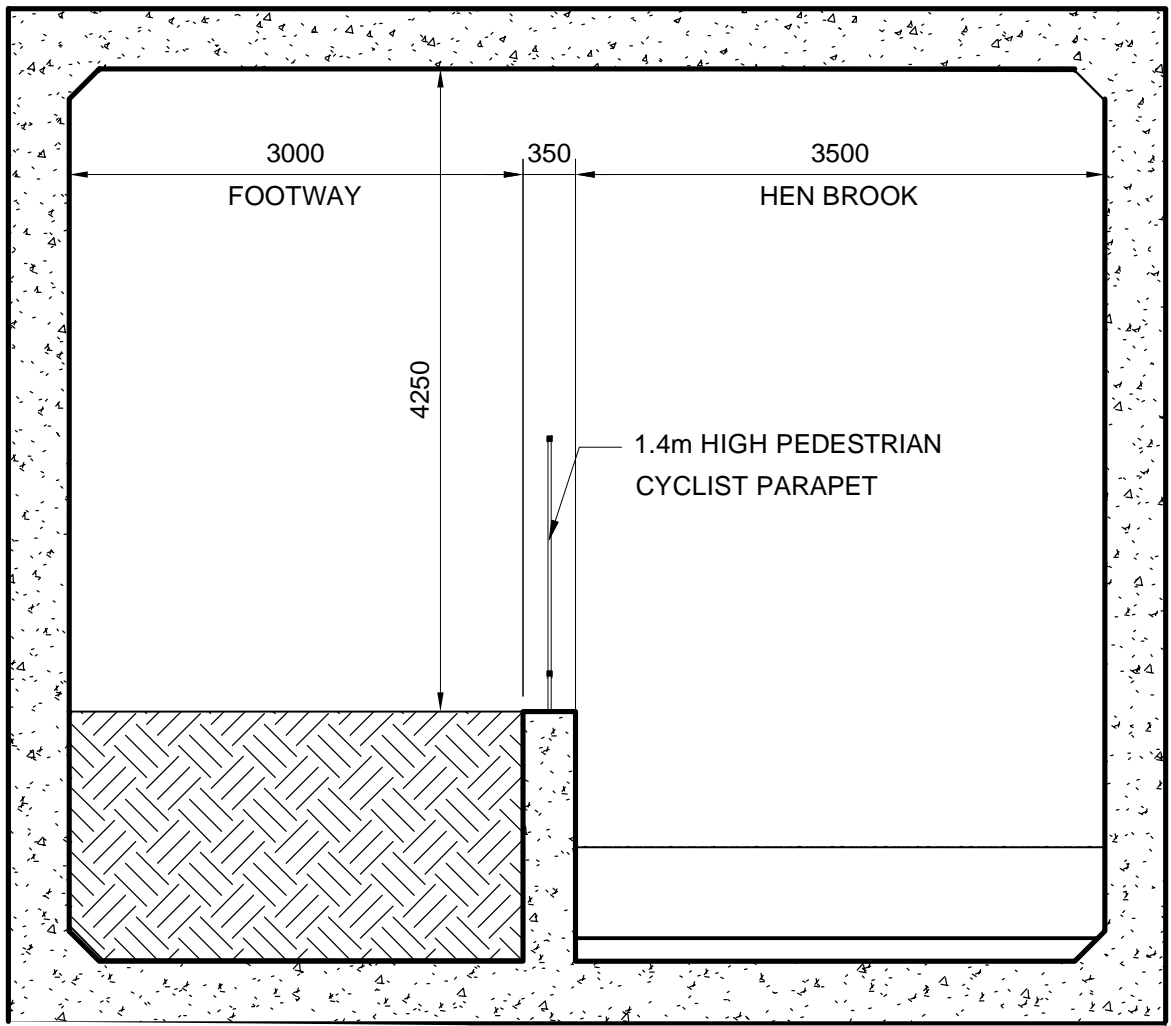
SECTIONAL ELEVATION
SCALE 1 : 200



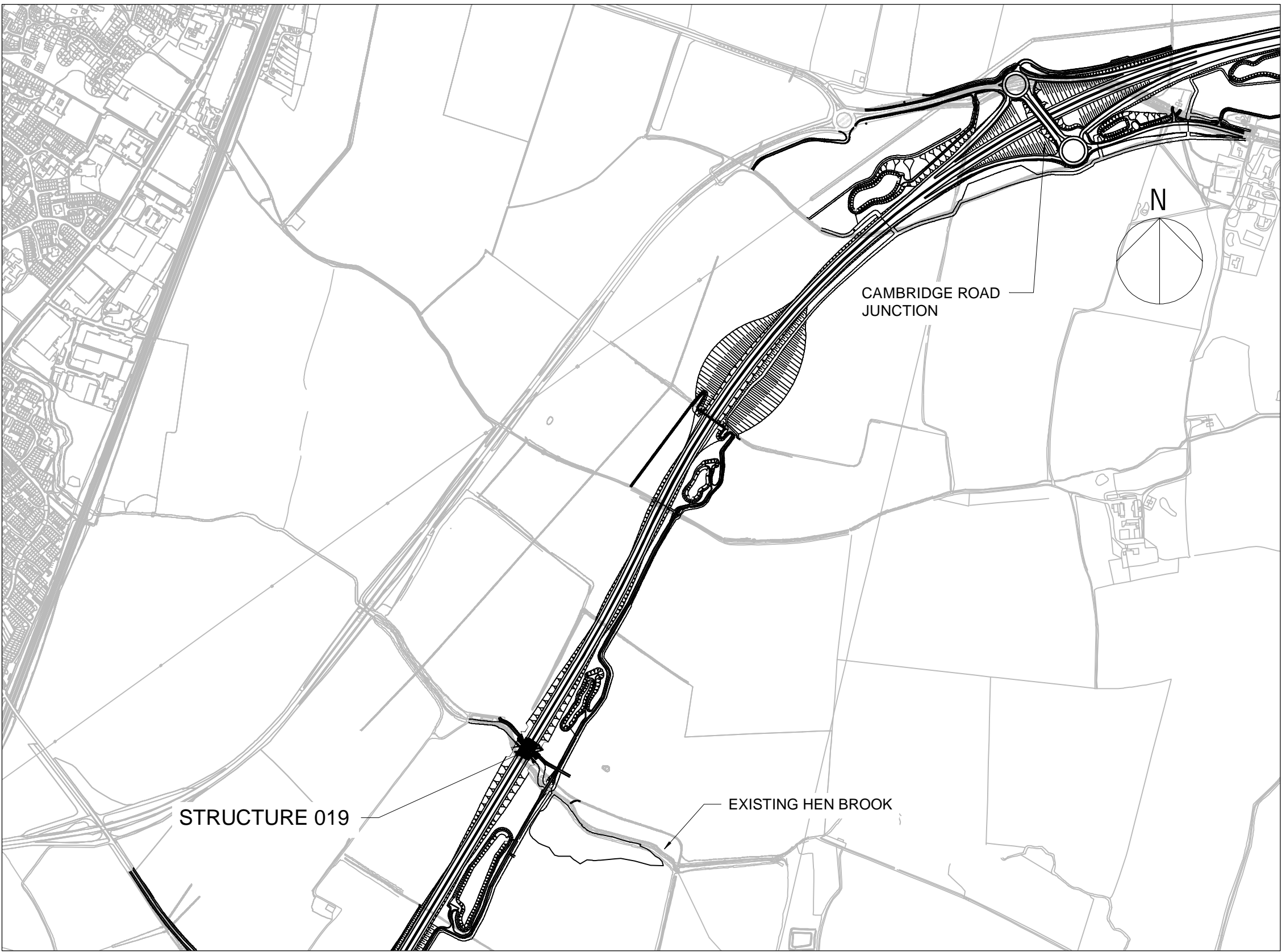
TYPICAL HEADWALL ELEVATION
SCALE 1 : 200



PLAN
SCALE 1 : 200

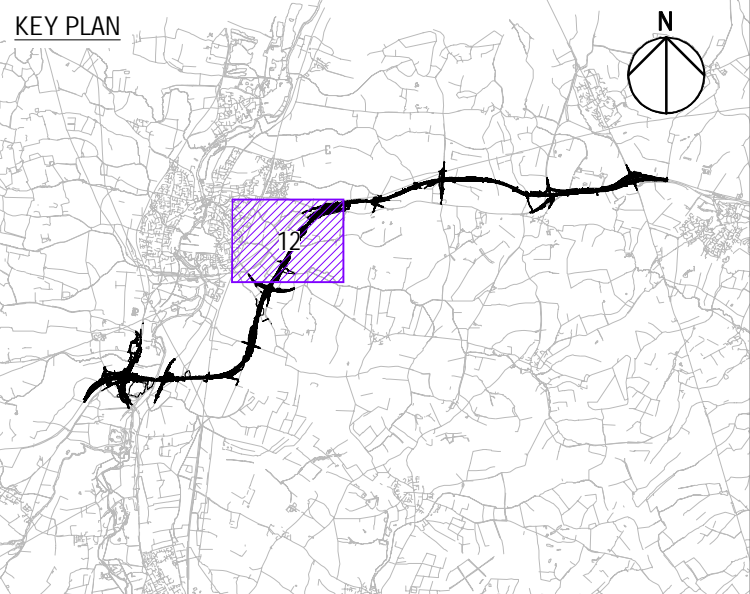


TYPICAL CROSS SECTION
SCALE 1 : 50



LOCATION PLAN
SCALE 1 : 10000

- NOTES
- THIS DRAWING IS TO BE READ IN CONJUNCTION WITH ALL OTHER RELEVANT DOCUMENTATION.
 - DO NOT SCALE FROM THIS DRAWING, USE ONLY PRINTED DIMENSIONS.
 - ALL DIMENSIONS IN MILLIMETRES, ALL CHAINAGES, LEVELS AND COORDINATES ARE IN METRES UNLESS DEFINED OTHERWISE.
 - THE PROPOSED WORKS SHOWN ARE ILLUSTRATIVE ONLY AND WILL BE SUBJECT TO CHANGE AS PART OF DETAILED DESIGN DEVELOPMENT. ANY CHANGES WILL BE LIMITED TO BEING WITHIN THE ORDER LIMITS AND ANY OTHER CONSTRAINTS INCLUDED IN THE DEVELOPMENT CONSENT ORDER.



Final for DCO Application	WV	TD	21/01/21	P04
Revision Details	By	Check	Date	Suffix

Purpose of Issue

DCO APPLICATION

Client
Highways England
Woodlands
Manton Lane
Manton Industrial Estate
Bedford
MK41 7LW

Working on behalf of
highways england

Development Consent Order Number
TR010044

Project Title
A428 BLACK CAT TO CAXTON GIBBET IMPROVEMENTS

Drawing Title
STRUCTURE ENGINEERING DRAWINGS AND SECTIONS REGULATION 5(2)(O) SHEET 12

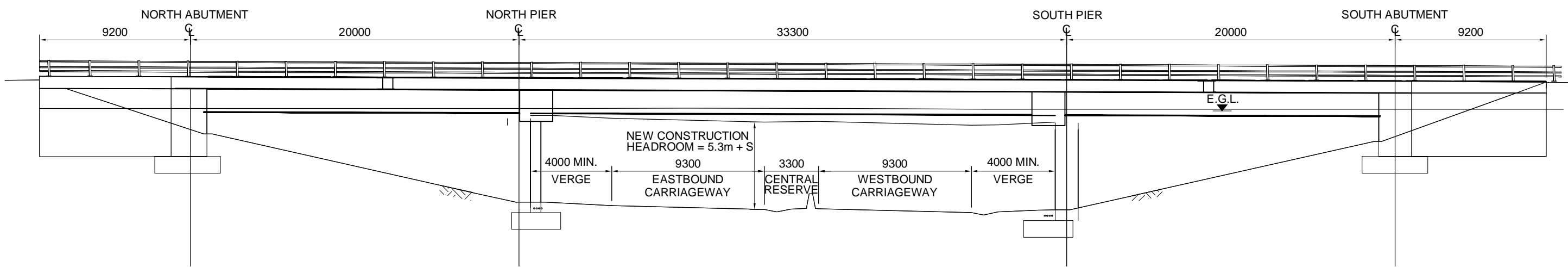
Designed GH	Drawn WV	Checked JMW	Approved TD	Date 21/01/21
----------------	-------------	----------------	----------------	------------------

Internal Project No. 60541541	Suitability D7
Scale @ A1 AS SHOWN	Zone ZN5

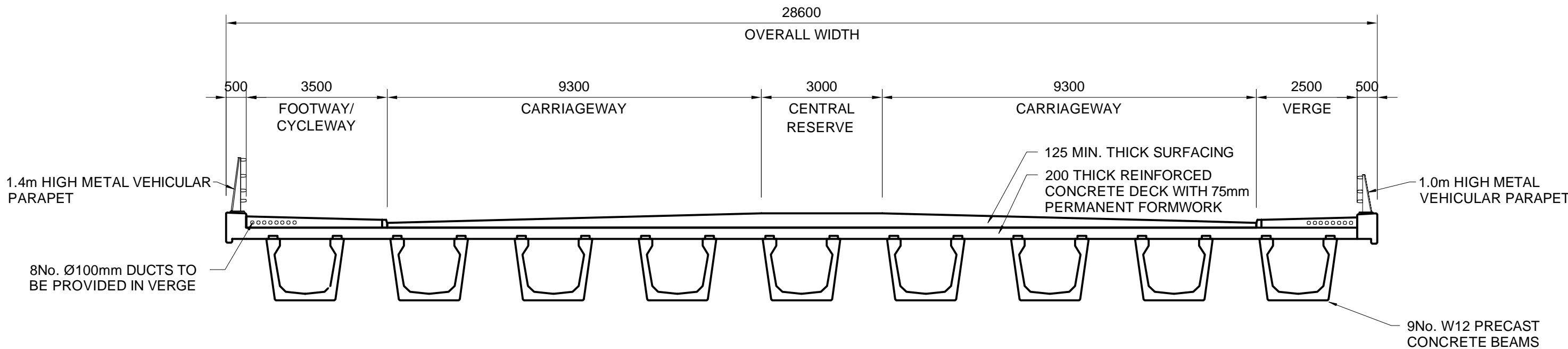
THIS DOCUMENT HAS BEEN PREPARED PURSUANT TO AND SUBJECT TO THE TERMS OF AECOM'S APPOINTMENT BY ITS CLIENT. AECOM ACCEPTS NO LIABILITY FOR ANY USE OF THIS DOCUMENT OTHER THAN BY ITS ORIGINAL CLIENT OR FOLLOWING AECOM'S EXPRESS AGREEMENT TO SUCH USE, AND ONLY FOR THE PURPOSES FOR WHICH IT WAS PREPARED AND PROVIDED.

Drawing Number HE551495	Highways England PIN ACM	I Originator LSI	I Volume -	Rev P04
Location ZN5_SW_Z_ZZ	I Type DR	I Role DC	I Number 3512	

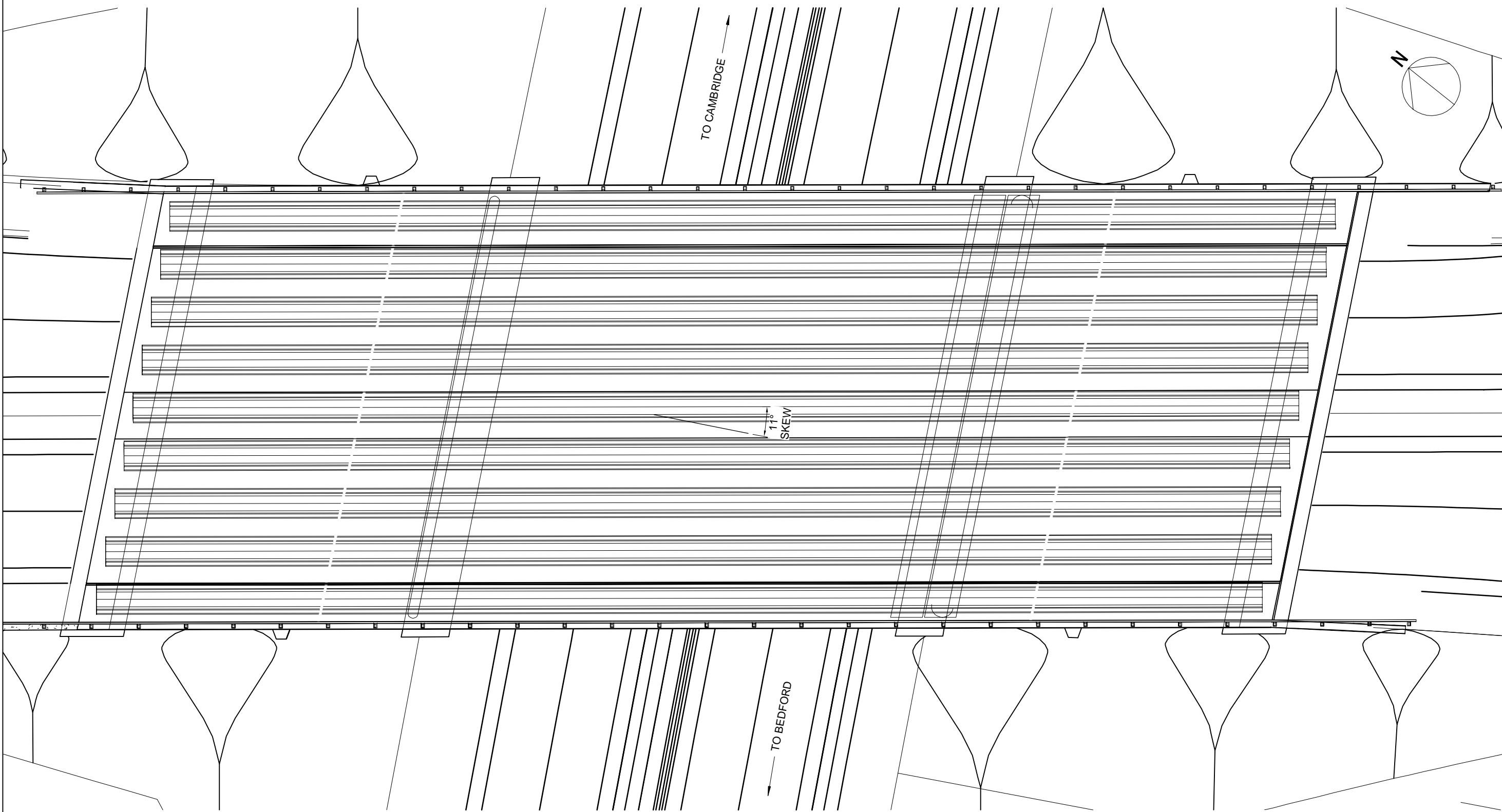
WORKS NO. 80b - CAMBRIDGE ROAD JUNCTION BRIDGE GENERAL ARRANGEMENT



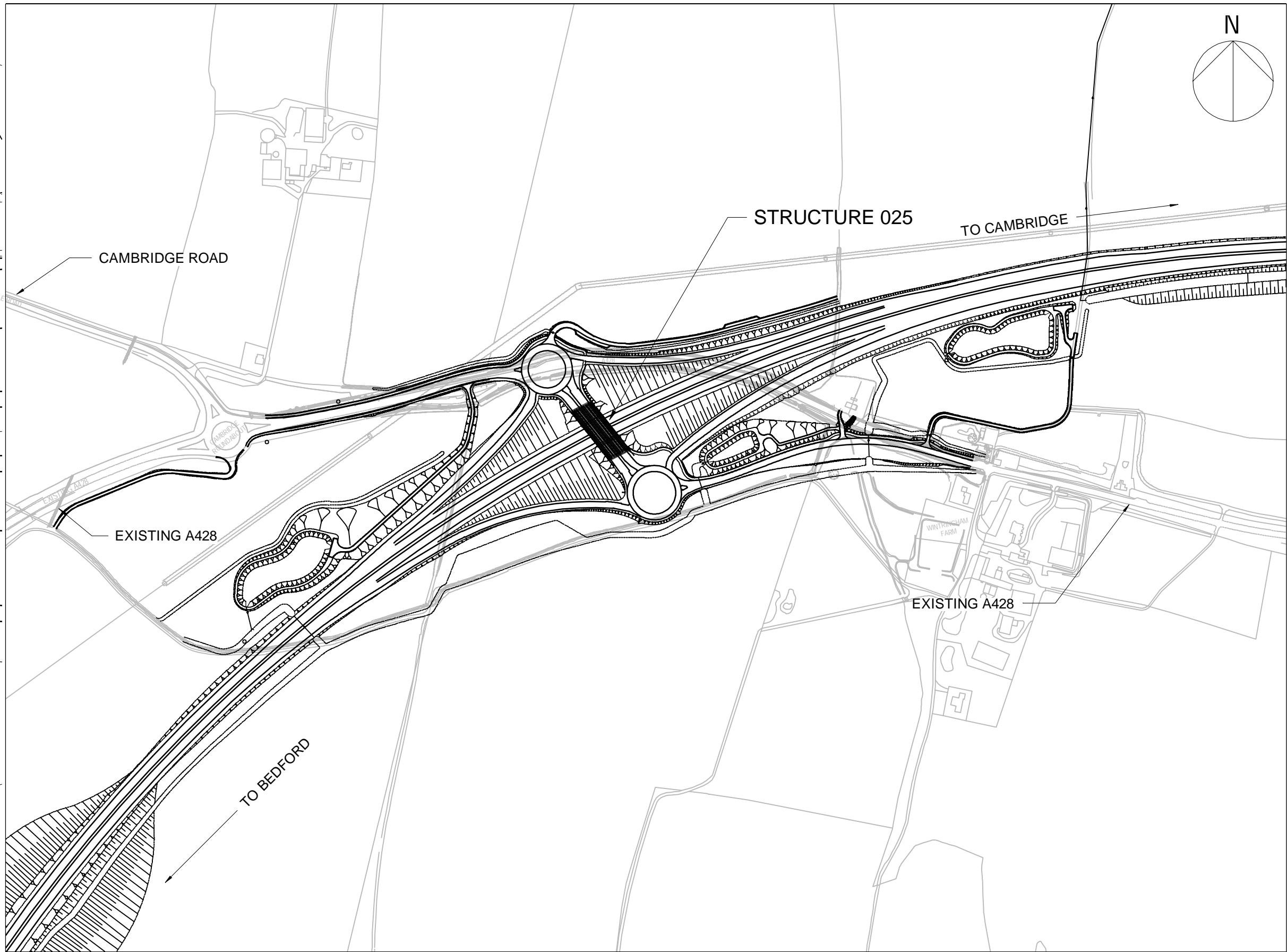
ELEVATION
SCALE 1 : 250



SECTION 1-1
TYPICAL SECTION THROUGH DECK
SCALE 1 : 100

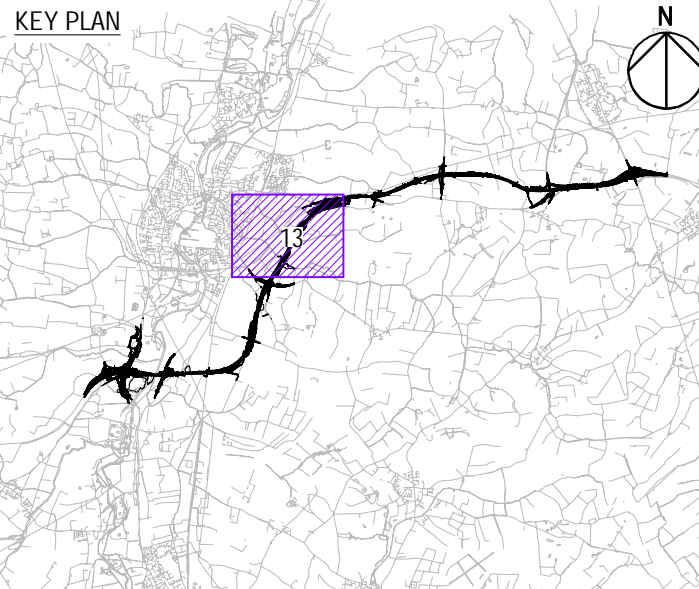


PLAN
SCALE 1 : 250



LOCATION PLAN
SCALE 1 : 5000

- NOTES
- THIS DRAWING IS TO BE READ IN CONJUNCTION WITH ALL OTHER RELEVANT DOCUMENTATION.
 - DO NOT SCALE FROM THIS DRAWING, USE ONLY PRINTED DIMENSIONS.
 - ALL DIMENSIONS IN MILLIMETRES, ALL CHAINAGES, LEVELS AND COORDINATES ARE IN METRES UNLESS DEFINED OTHERWISE.
 - THE PROPOSED WORKS SHOWN ARE ILLUSTRATIVE ONLY AND WILL BE SUBJECT TO CHANGE AS PART OF DETAILED DESIGN DEVELOPMENT. ANY CHANGES WILL BE LIMITED TO BEING WITHIN THE ORDER LIMITS AND ANY OTHER CONSTRAINTS INCLUDED IN THE DEVELOPMENT CONSENT ORDER.



Final for DCO Application	WV	TD	21/01/21	P04
Revision Details	By	Check	Date	Suffix

DCO APPLICATION

Client
Highways England
Woodlands
Manton Lane
Manton Industrial Estate
Bedford
MK41 7LW

Working on behalf of
highways england

Development Consent Order Number
TR010044

Project Title
A428 BLACK CAT TO CAXTON GIBBET IMPROVEMENTS

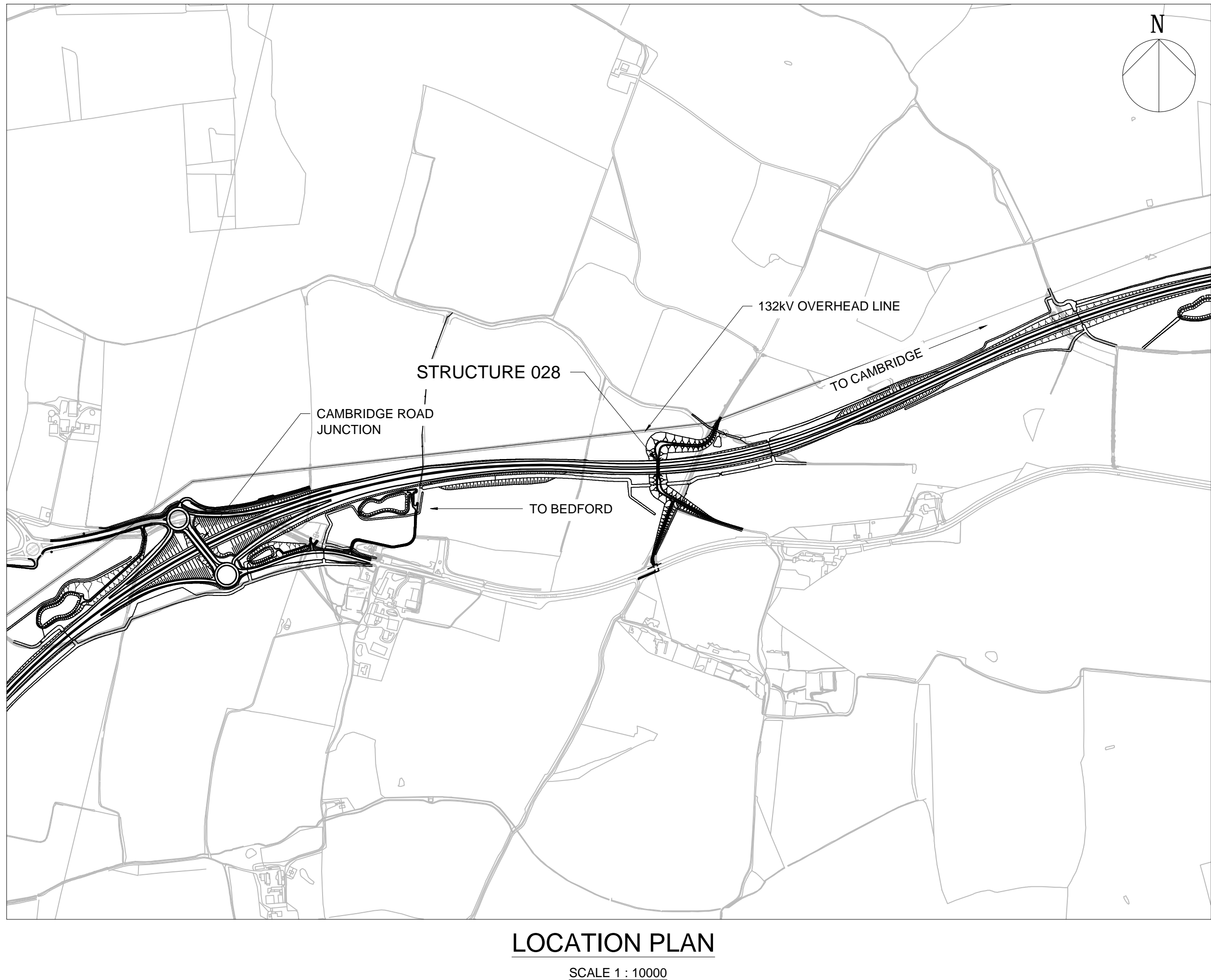
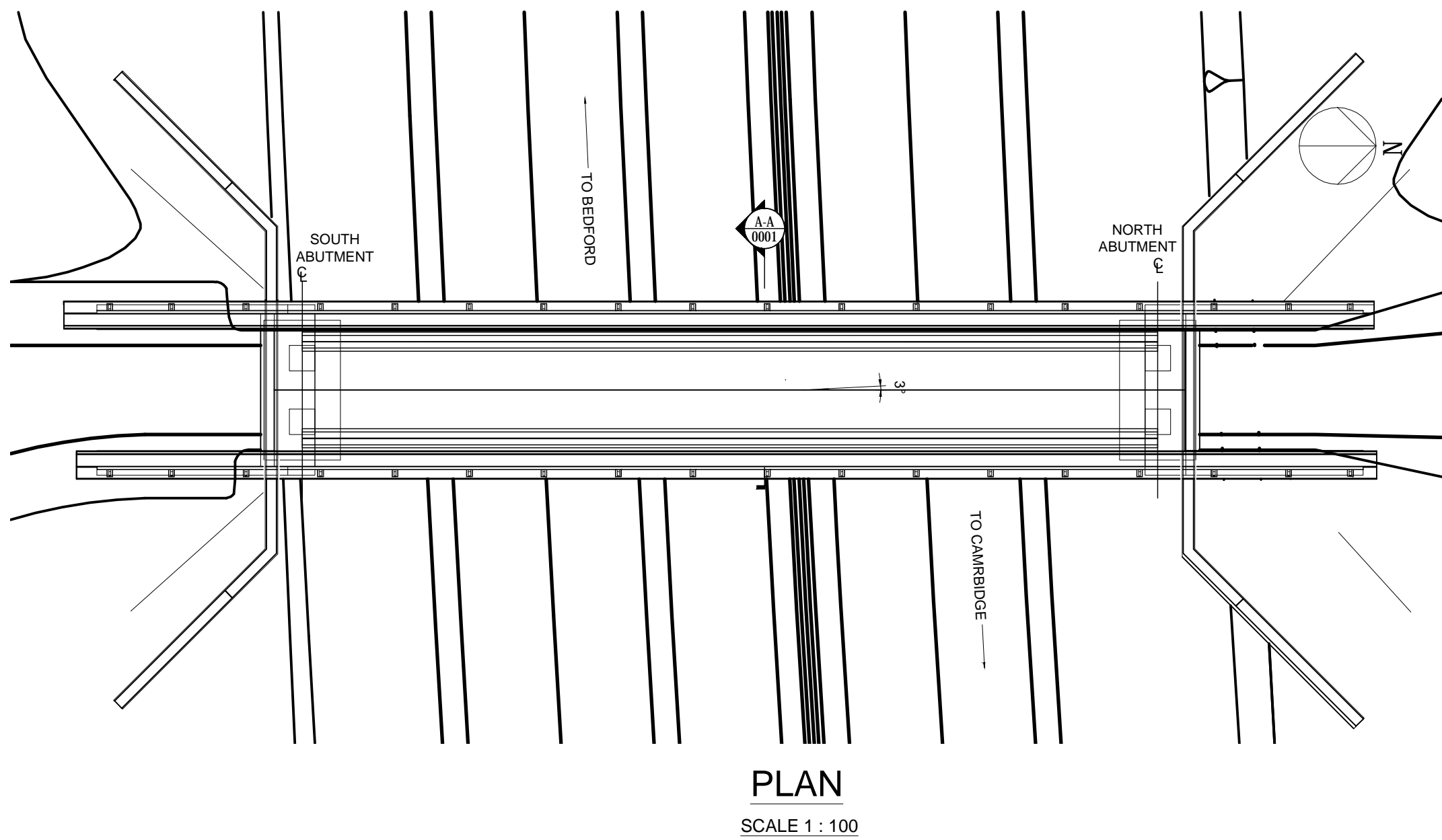
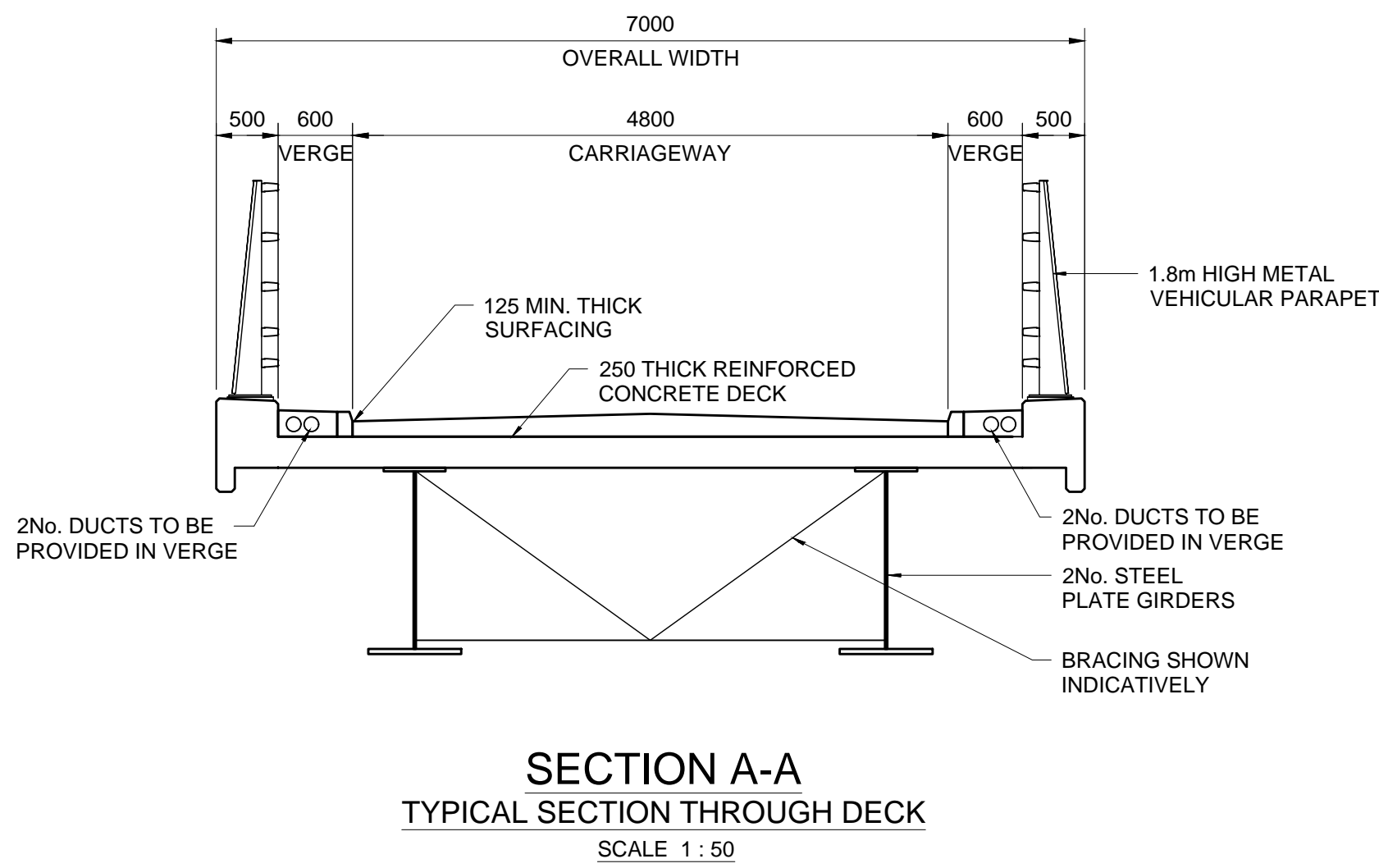
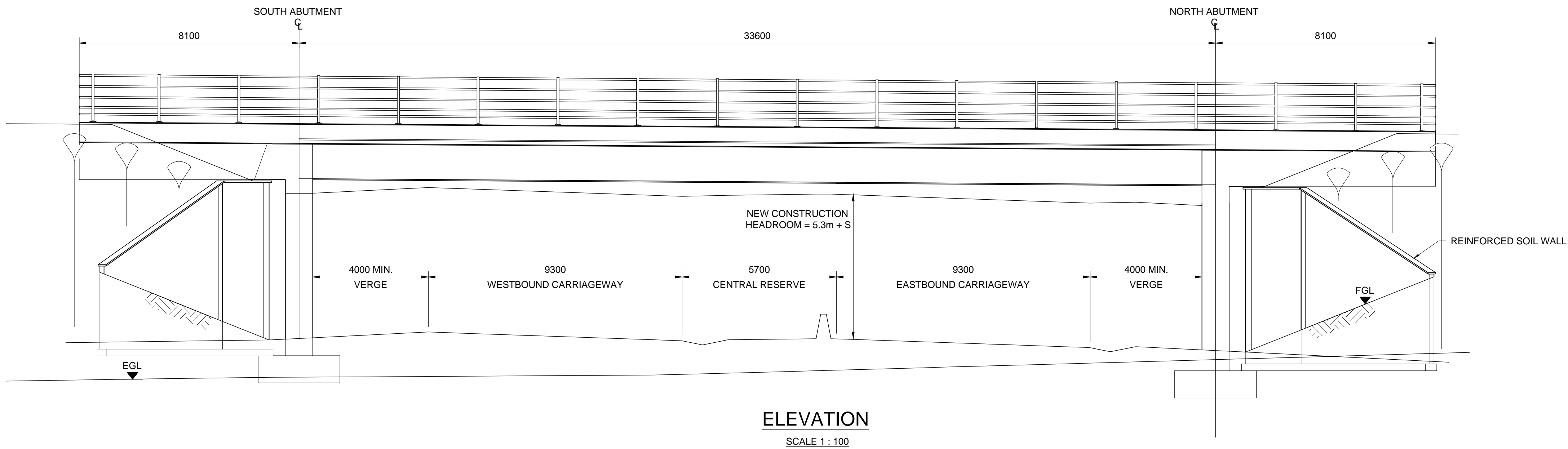
Drawing Title
STRUCTURE ENGINEERING DRAWINGS AND SECTIONS REGULATION 5(2)(O) SHEET 13

Designed GH	Drawn WV	Checked JMW	Approved TD	Date 21/01/21
Internal Project No. 60541541		Suitability D7		
Scale @ A1 AS SHOWN		Zone ZN5		

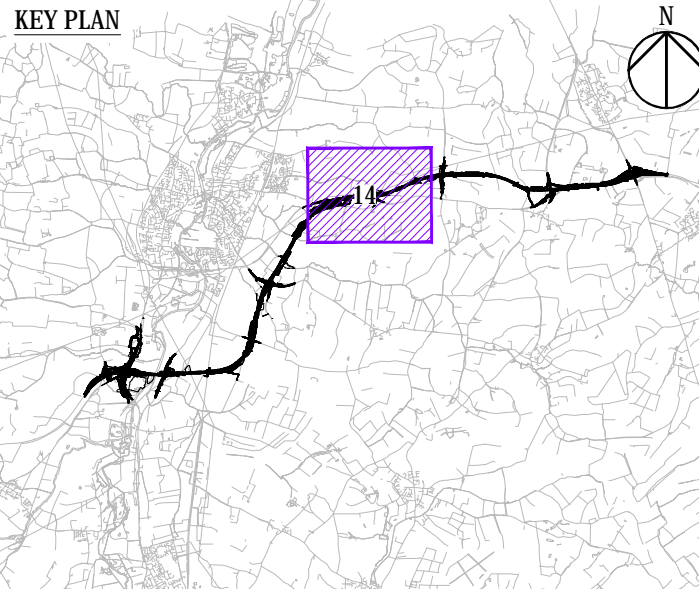
THIS DOCUMENT HAS BEEN PREPARED PURSUANT TO AND SUBJECT TO THE TERMS OF AECOM'S APPOINTMENT BY ITS CLIENT. AECOM ACCEPTS NO LIABILITY FOR ANY USE OF THIS DOCUMENT OTHER THAN BY ITS ORIGINAL CLIENT OR FOLLOWING AECOM'S EXPRESS AGREEMENT TO SUCH USE, AND ONLY FOR THE PURPOSES FOR WHICH IT WAS PREPARED AND PROVIDED.

Drawing Number HE551495	Highways England PIN ACM	1 Originator LSI	1 Volume -	Rev P04
Location ZN5_SW_Z_ZZ		1 Type DR		1 Number DC-3513

WORKS NO. 85 - BRIDLEWAY 1/18 BRIDGE GENERAL ARRANGEMENT



- NOTES
- THIS DRAWING IS TO BE READ IN CONJUNCTION WITH ALL OTHER RELEVANT DOCUMENTATION.
 - DO NOT SCALE FROM THIS DRAWING, USE ONLY PRINTED DIMENSIONS.
 - ALL DIMENSIONS IN MILLIMETRES, ALL CHAINAGES, LEVELS AND COORDINATES ARE IN METRES UNLESS DEFINED OTHERWISE.
 - THE PROPOSED WORKS SHOWN ARE ILLUSTRATIVE ONLY AND WILL BE SUBJECT TO CHANGE AS PART OF DETAILED DESIGN DEVELOPMENT. ANY CHANGES WILL BE LIMITED TO BEING WITHIN THE ORDER LIMITS AND ANY OTHER CONSTRAINTS INCLUDED IN THE DEVELOPMENT CONSENT ORDER.



Final for DCO Application	WV	TD	12/02/21	P05
Revision Details	By	Check	Date	Suffix

DCO APPLICATION

Client
Highways England
Woodlands
Manton Lane
Manton Industrial Estate
Bedford
MK41 7LW



Development Consent Order Number
TR010044

Project Title
A428 BLACK CAT TO
CAXTON GIBBET
IMPROVEMENTS

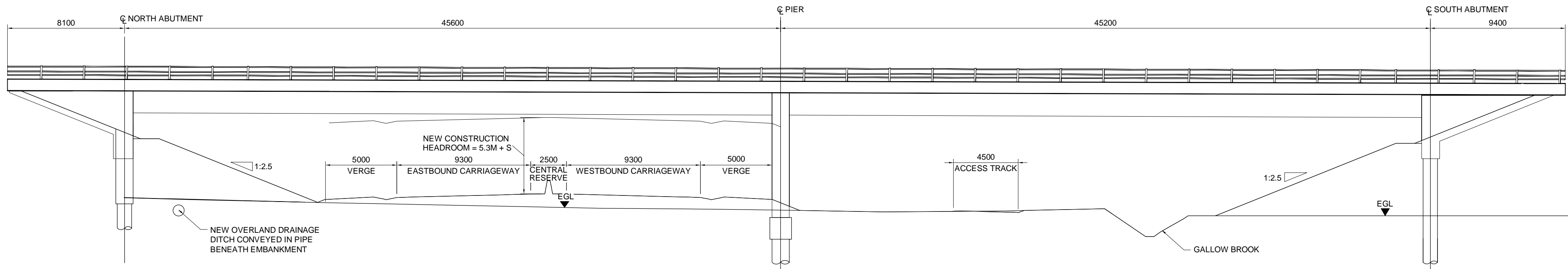
STRUCTURE ENGINEERING
DRAWINGS AND SECTIONS
REGULATION 5(2)(O)
SHEET 14

Designed KP	Drawn WV	Checked JMW	Approved TD	Date 12/02/21
Internal Project No. 60541541			Suitability D7	
Scale @ A1 AS SHOWN			Zone ZN5	

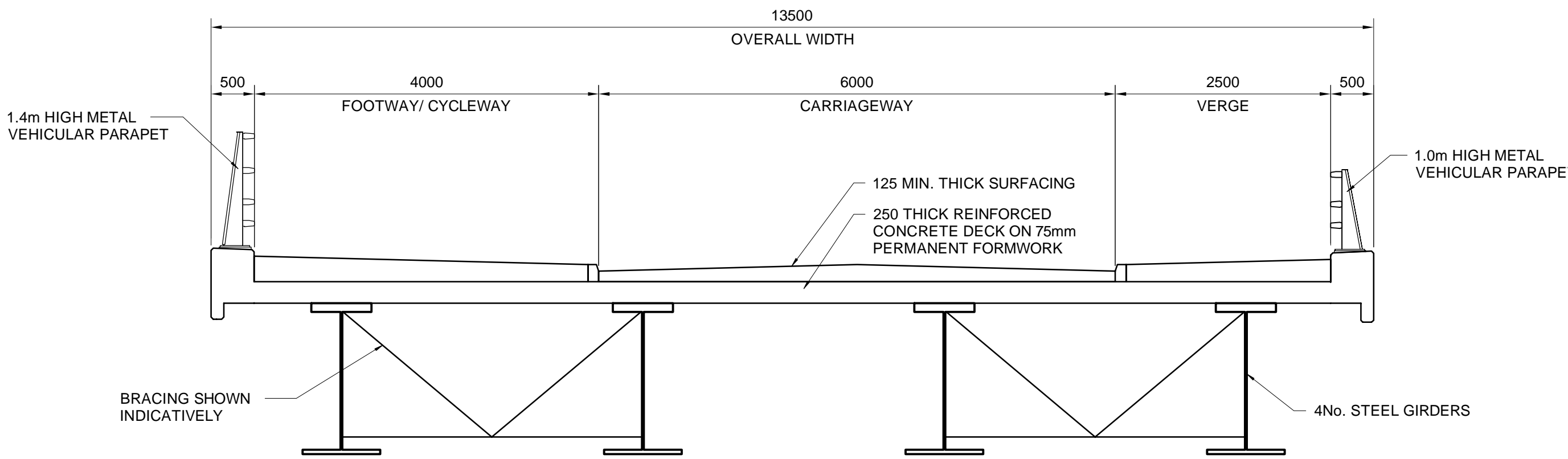
THIS DOCUMENT HAS BEEN PREPARED PURSUANT TO AND SUBJECT TO THE TERMS OF AECOM'S APPOINTMENT BY ITS CLIENT. AECOM ACCEPTS NO LIABILITY FOR ANY USE OF THIS DOCUMENT OTHER THAN BY ITS ORIGINAL CLIENT OR FOLLOWING AECOM'S EXPRESS AGREEMENT TO SUCH USE, AND ONLY FOR THE PURPOSES FOR WHICH IT WAS PREPARED AND PROVIDED.

Drawing Number HE551495 -ACM -LSI - ZN5_SW_Z_ZZ -DR-DC-3514	1 Originator 1 Volume 1 Type 1 Role 1 Number	Rev P05
---	--	------------

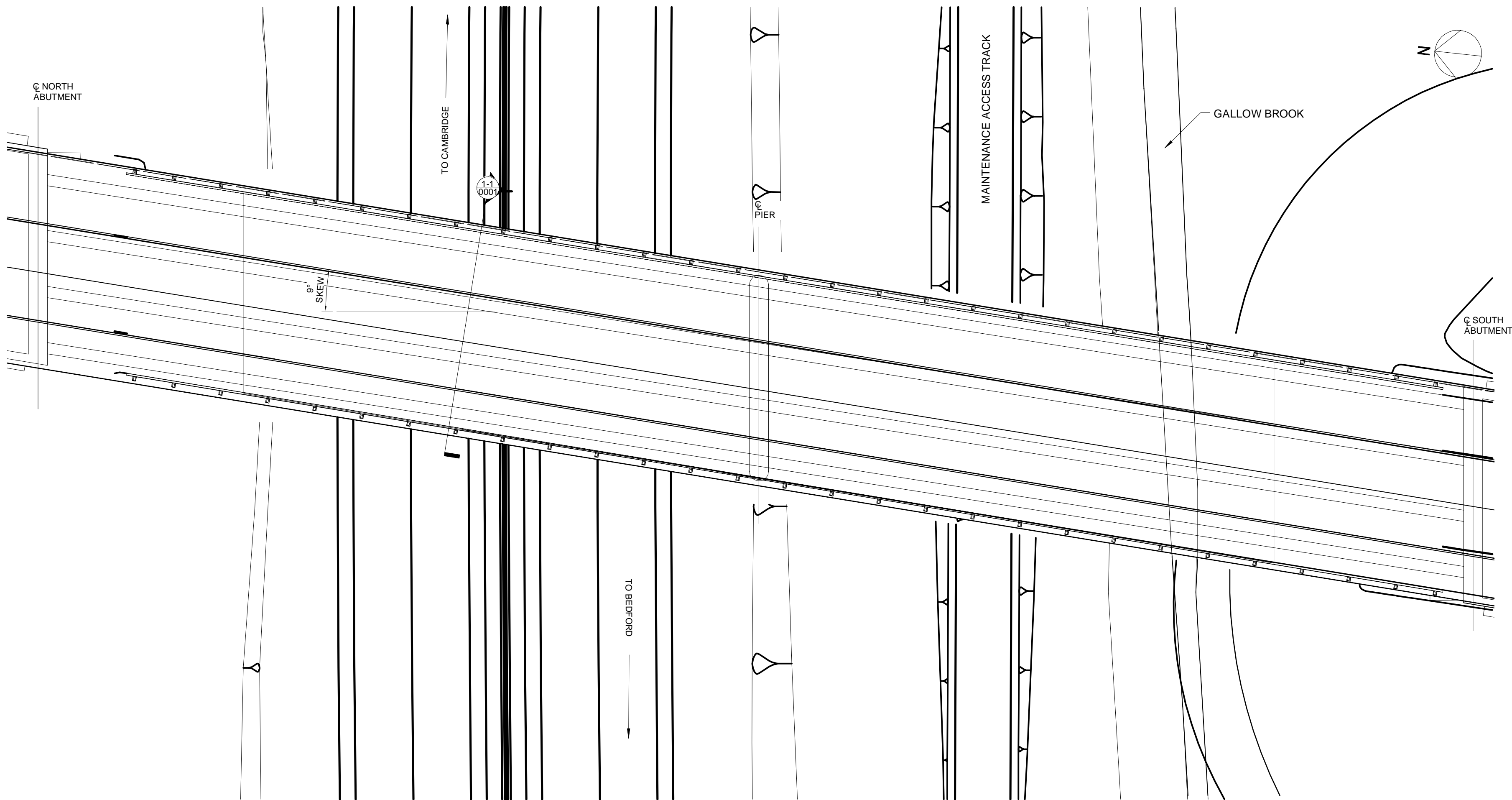
WORKS NO. 89 - TOSELAND ROAD BRIDGE GENERAL ARRANGEMENT



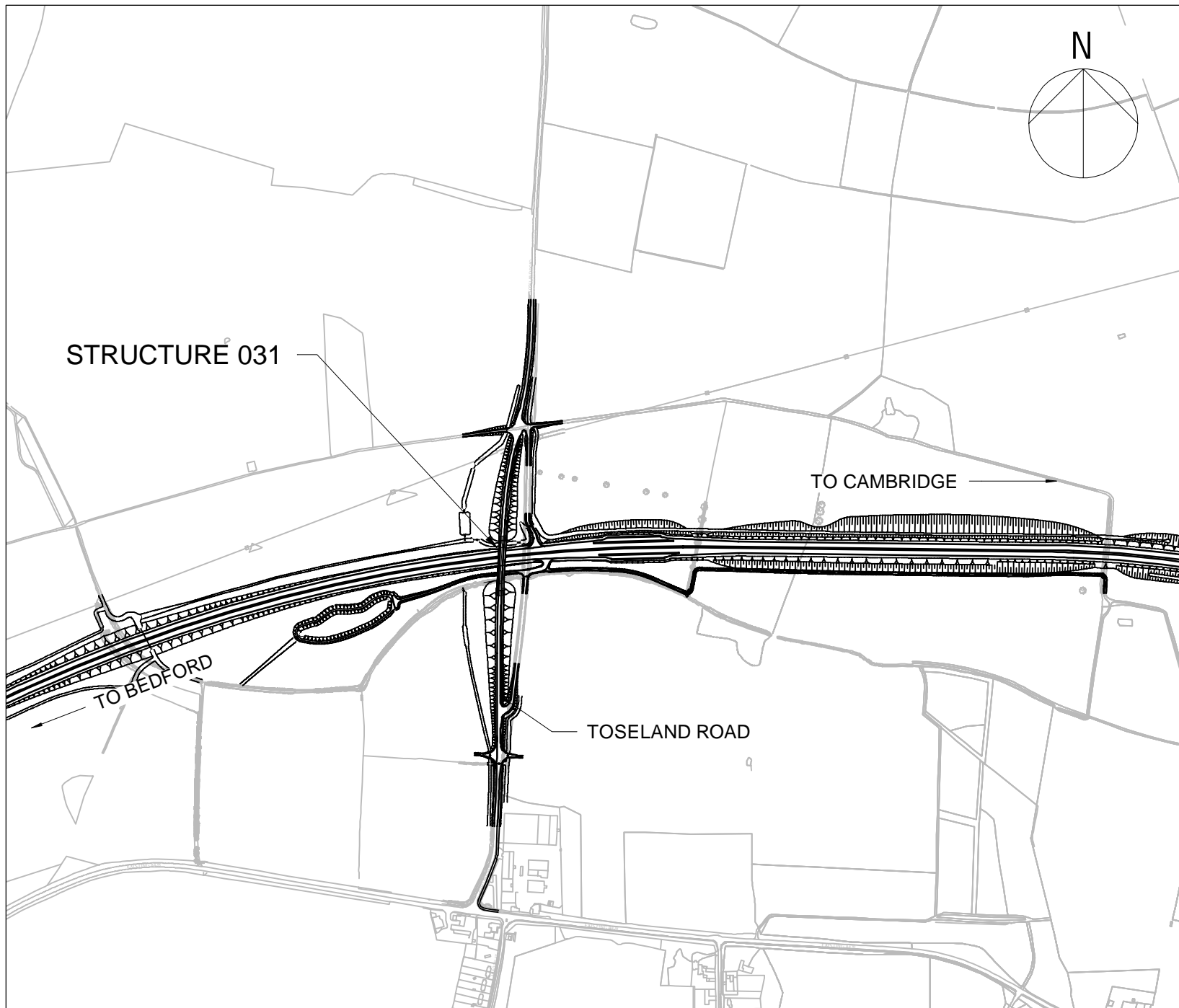
ELEVATION
SCALE 1 : 200



TYPICAL SECTION THROUGH DECK
SCALE 1 : 50

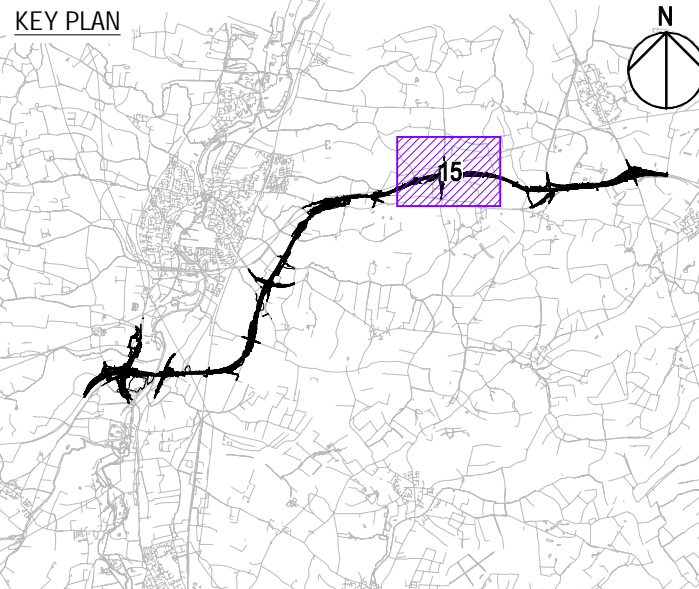


PLAN
SCALE 1 : 200



LOCATION PLAN
SCALE 1 : 10000

- NOTES
- THIS DRAWING IS TO BE READ IN CONJUNCTION WITH ALL OTHER RELEVANT DOCUMENTATION.
 - DO NOT SCALE FROM THIS DRAWING, USE ONLY PRINTED DIMENSIONS.
 - ALL DIMENSIONS IN MILLIMETRES, ALL CHAINAGES, LEVELS AND COORDINATES ARE IN METRES UNLESS DEFINED OTHERWISE.
 - THE PROPOSED WORKS SHOWN ARE ILLUSTRATIVE ONLY AND WILL BE SUBJECT TO CHANGE AS PART OF DETAILED DESIGN DEVELOPMENT. ANY CHANGES WILL BE LIMITED TO BEING WITHIN THE ORDER LIMITS AND ANY OTHER CONSTRAINTS INCLUDED IN THE DEVELOPMENT CONSENT ORDER.



Final for DCO Application	WV	TD	21/01/21	P04
Revision Details	By	Check	Date	Suffix

Purpose of Issue
DCO APPLICATION

Client
Highways England
Woodlands
Manton Lane
Manton Industrial Estate
Bedford
MK41 7LW

Working on behalf of
highways england

Development Consent Order Number
TR010044

Project Title
A428 BLACK CAT TO CAXTON GIBBET IMPROVEMENTS

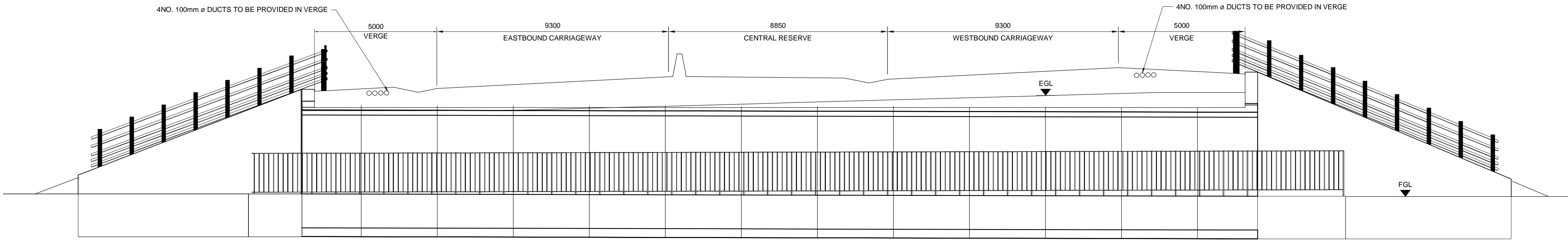
Drawing Title
STRUCTURE ENGINEERING DRAWINGS AND SECTIONS REGULATION 5(2)(O) SHEET 15

Designed GH	Drawn WV	Checked JMW	Approved TD	Date 21/01/21
Internal Project No. 60541541		Suitability D7		
Scale @ A1 AS SHOWN		Zone ZN5		

THIS DOCUMENT HAS BEEN PREPARED PURSUANT TO AND SUBJECT TO THE TERMS OF AECOM'S APPOINTMENT BY ITS CLIENT. AECOM ACCEPTS NO LIABILITY FOR ANY USE OF THIS DOCUMENT OTHER THAN BY ITS ORIGINAL CLIENT OR FOLLOWING AECOM'S EXPRESS AGREEMENT TO SUCH USE, AND ONLY FOR THE PURPOSES FOR WHICH IT WAS PREPARED AND PROVIDED.

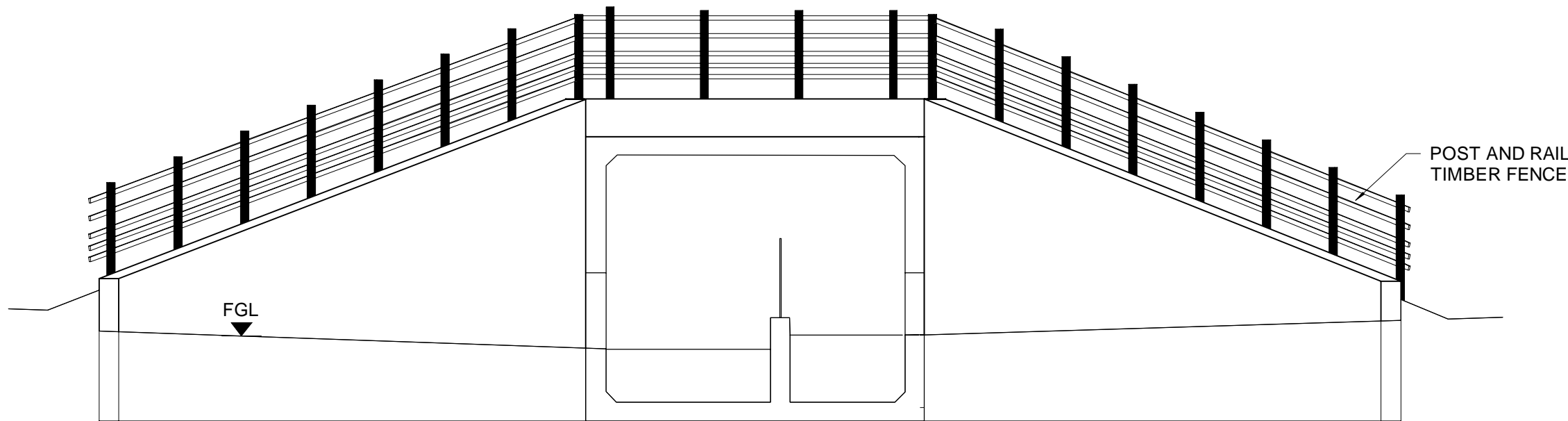
Drawing Number HE551495	Highways England PIN ACM	1 Originator LSI	1 Volume LSI	Rev P04
Location ZN5_SW_Z_ZZ		1 Type DR 1 Role DC 1 Number 3515		

WORKS NO. 92 - PILLAR PLANTATION UNDERPASS GENERAL ARRANGEMENT



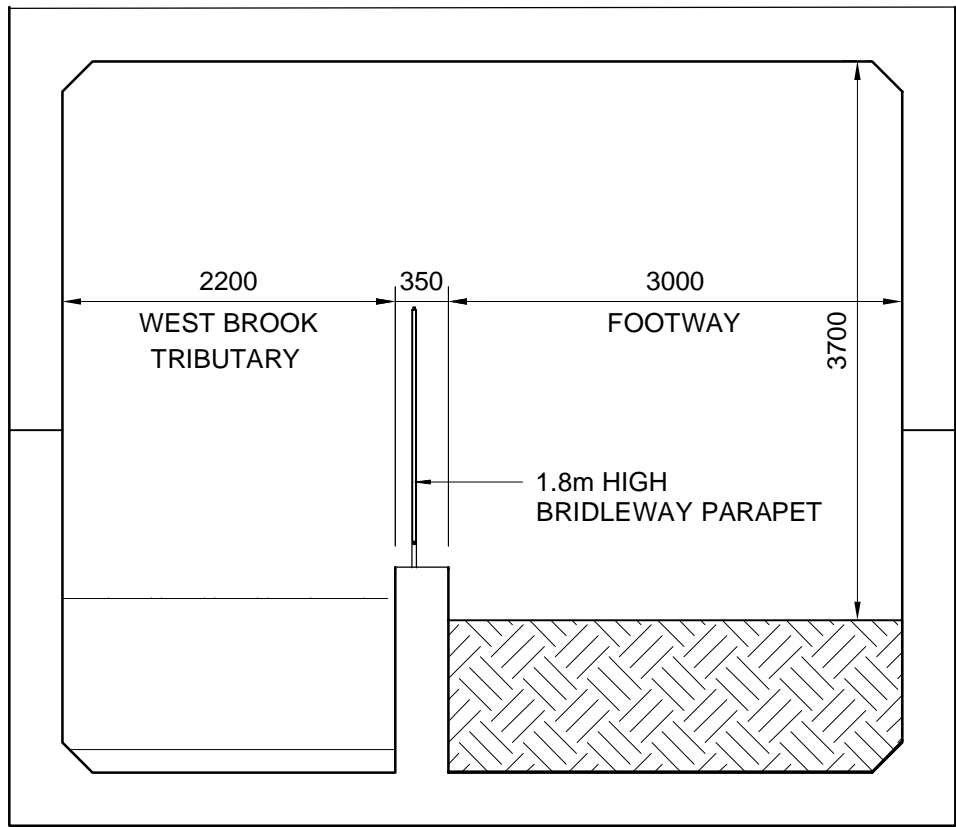
SECTIONAL ELEVATION

SCALE 1 : 100



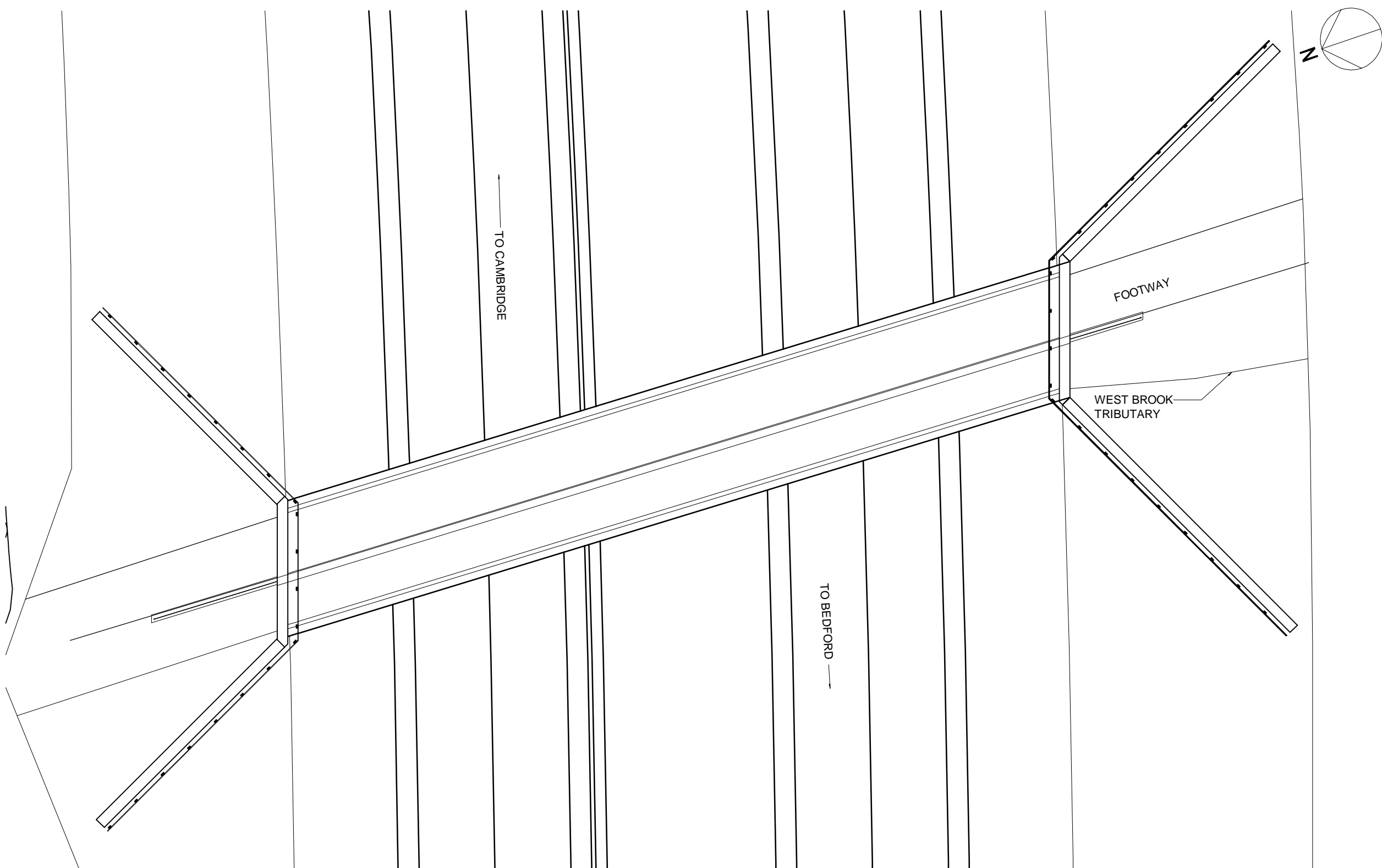
TYPICAL HEADWALL ELEVATION

SCALE 1 : 100



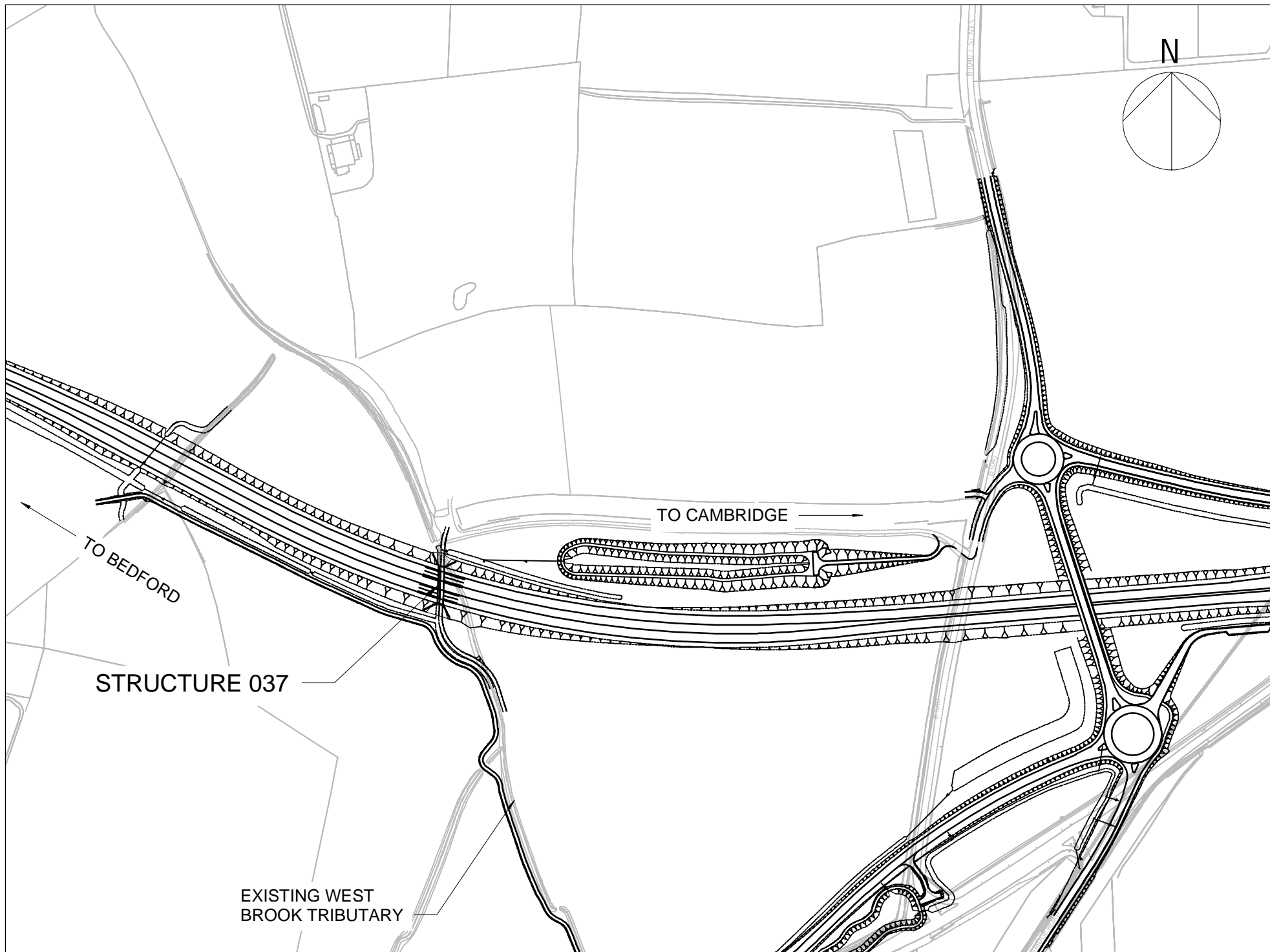
TYPICAL SECTION

SCALE 1 : 50



PLAN

SCALE 1 : 200



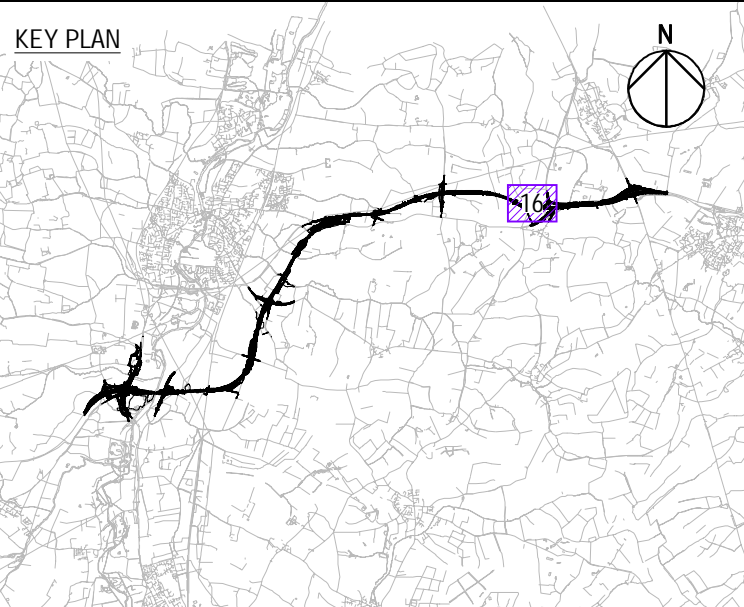
LOCATION PLAN

SCALE 1 : 5000

NOTES

1. THIS DRAWING IS TO BE READ IN CONJUNCTION WITH ALL OTHER RELEVANT DOCUMENTATION.
2. DO NOT SCALE FROM THIS DRAWING, USE ONLY PRINTED DIMENSIONS.
3. ALL DIMENSIONS IN MILLIMETRES, ALL CHAINAGES, LEVELS AND COORDINATES ARE IN METRES UNLESS DEFINED OTHERWISE.
4. THE PROPOSED WORKS SHOWN ARE ILLUSTRATIVE ONLY AND WILL BE SUBJECT TO CHANGE AS PART OF DETAILED DESIGN DEVELOPMENT. ANY CHANGES WILL BE LIMITED TO BEING WITHIN THE ORDER LIMITS AND ANY OTHER CONSTRAINTS INCLUDED IN THE DEVELOPMENT CONSENT ORDER.

KEY PLAN



Final for DCO Application	WV	TD	21/01/21	P04
Revision Details	By	Check	Date	Suffix

Purpose of issue

DCO APPLICATION

Client
Highways England
Woodlands
Manton Lane
Manton Industrial Estate
Bedford
MK41 7LW



Development Consent Order Number

TR010044

Project Title

A428 BLACK CAT TO
CAXTON GIBBET
IMPROVEMENTS

Drawing Title

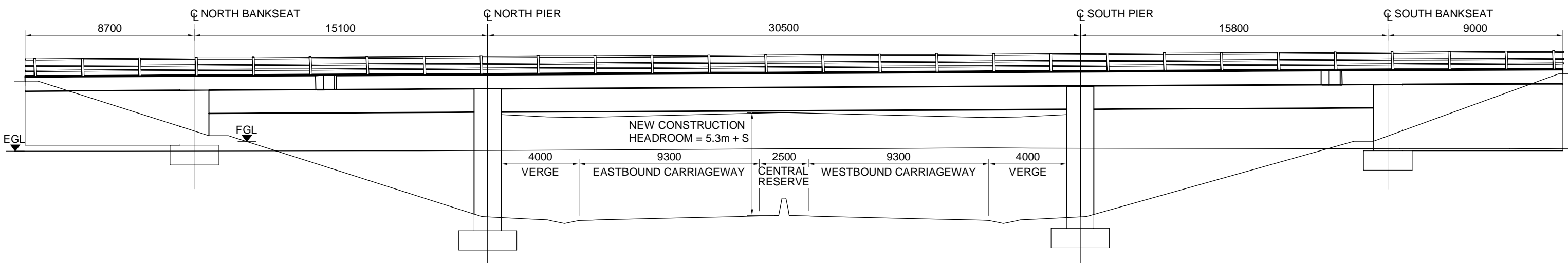
STRUCTURE ENGINEERING
DRAWINGS AND SECTIONS
REGULATION 5(2)(O)
SHEET 16

Designed GH	Drawn WV	Checked JMW	Approved TD	Date 21/01/21
Internal Project No. 60541541			Suitability D7	
Scale @ A1 AS SHOWN			Zone ZN5	

THIS DOCUMENT HAS BEEN PREPARED PURSUANT TO AND SUBJECT TO THE TERMS OF AECOM'S APPOINTMENT BY ITS CLIENT. AECOM ACCEPTS NO LIABILITY FOR ANY USE OF THIS DOCUMENT OTHER THAN BY ITS ORIGINAL CLIENT OR FOLLOWING AECOM'S EXPRESS AGREEMENT TO SUCH USE, AND ONLY FOR THE PURPOSES FOR WHICH IT WAS PREPARED AND PROVIDED.

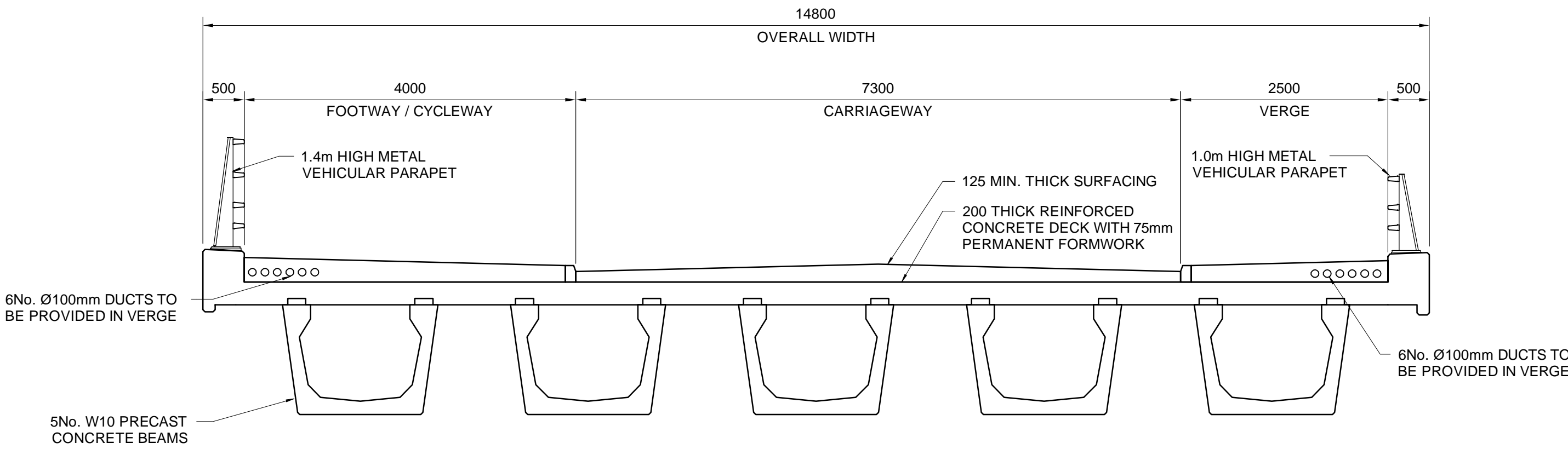
Drawing Number HE551495	Originator ACM	Volume LS1	Rev P04
Location ZN5_SW_Z_ZZ	Type DR	Role DC	Number 3516

WORKS NO. 98b - ELTISLEY LINK BRIDGE GENERAL ARRANGEMENT

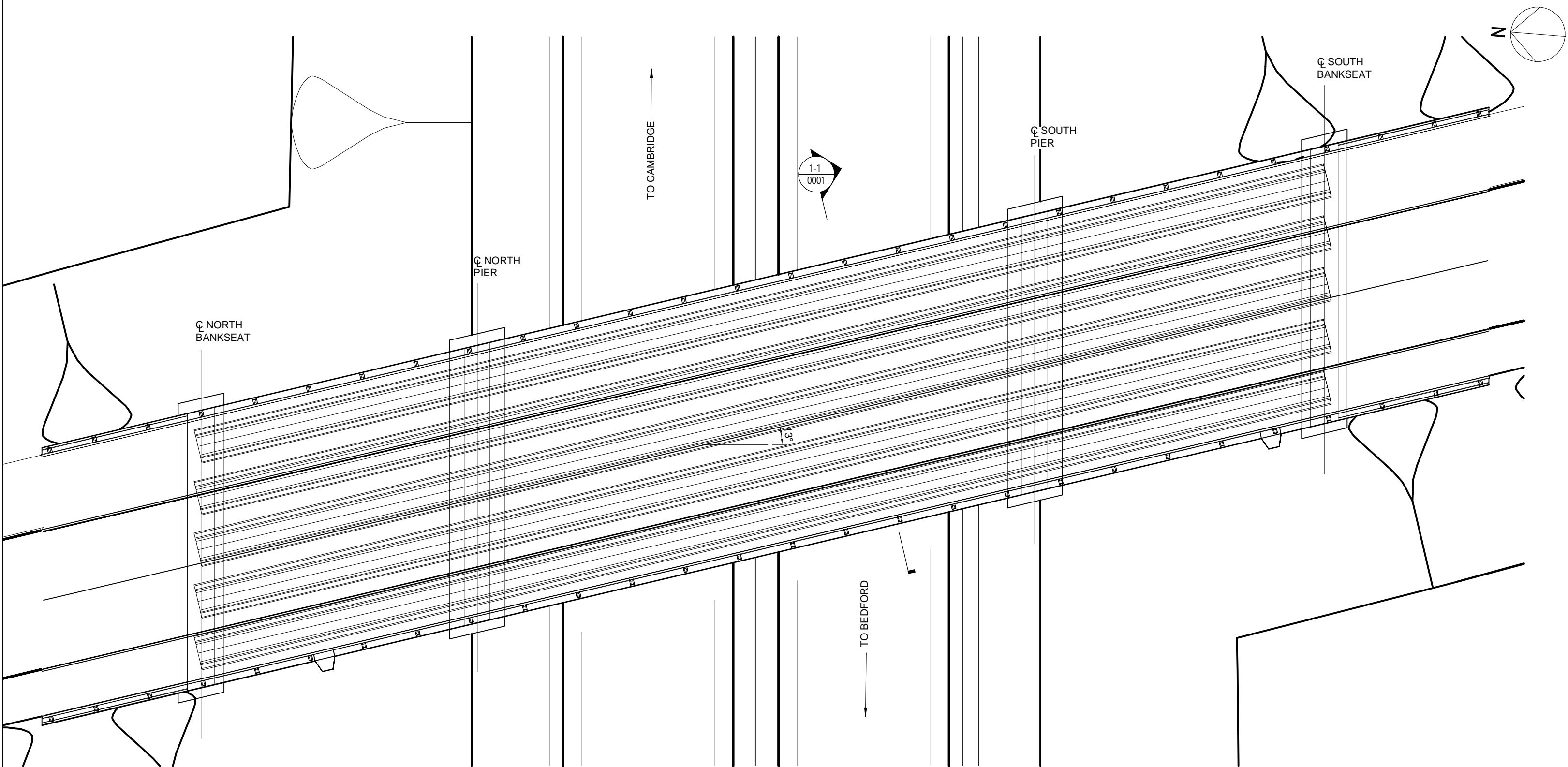


ELEVATION

SCALE 1 : 200

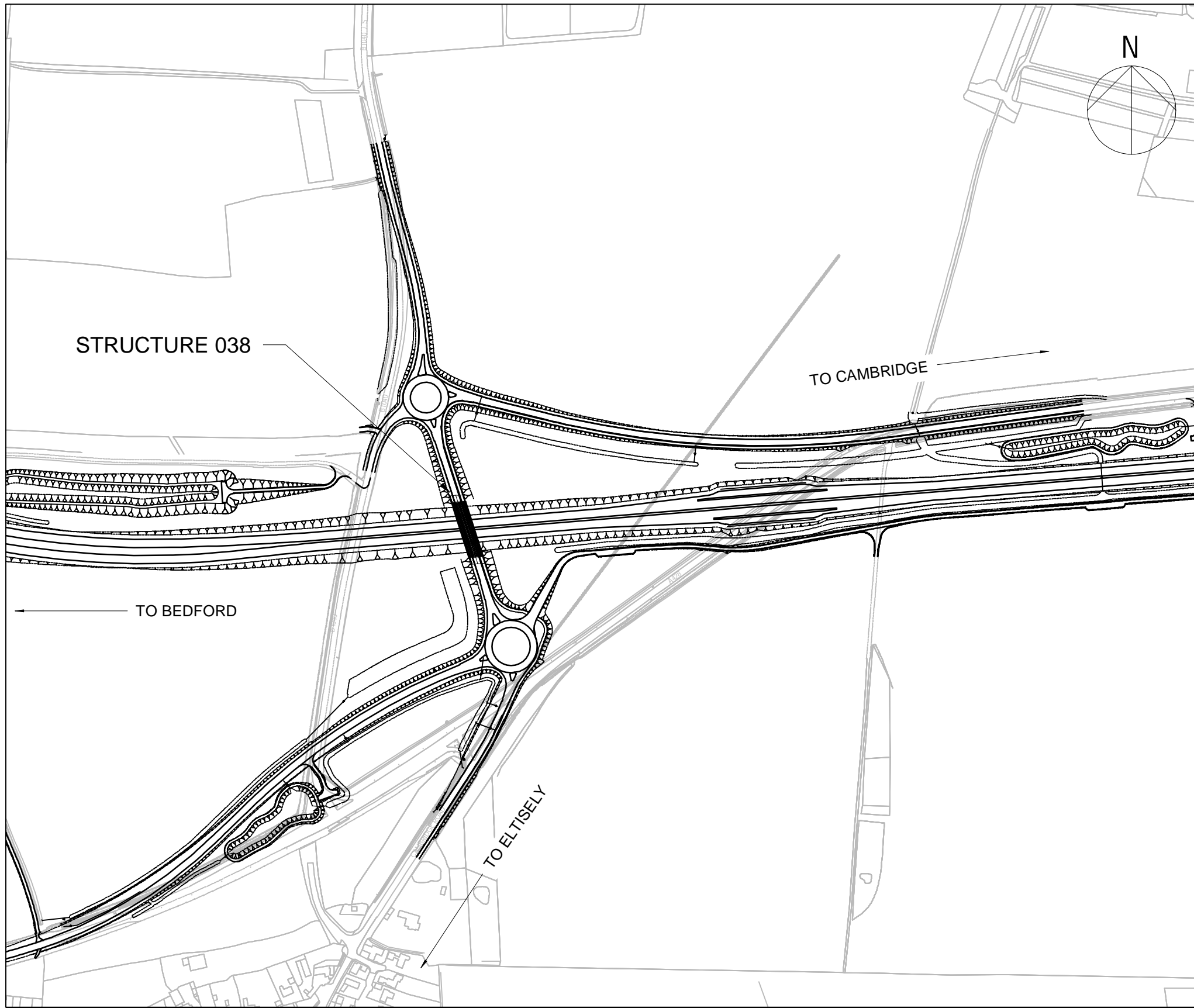


SECTION 1-1
TYPICAL SECTION THROUGH DECK
SCALE 1 : 50



PLAN

SCALE 1 : 200

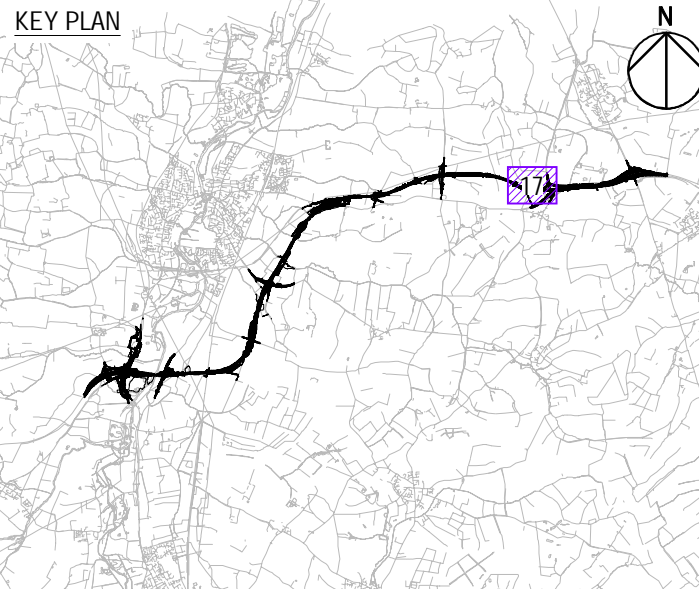


LOCATION PLAN

SCALE 1 : 5000

NOTES

1. THIS DRAWING IS TO BE READ IN CONJUNCTION WITH ALL OTHER RELEVANT DOCUMENTATION.
2. DO NOT SCALE FROM THIS DRAWING, USE ONLY PRINTED DIMENSIONS.
3. ALL DIMENSIONS IN MILLIMETRES, ALL CHAINAGES, LEVELS AND COORDINATES ARE IN METRES UNLESS DEFINED OTHERWISE.
4. THE PROPOSED WORKS SHOWN ARE ILLUSTRATIVE ONLY AND WILL BE SUBJECT TO CHANGE AS PART OF DETAILED DESIGN DEVELOPMENT. ANY CHANGES WILL BE LIMITED TO BEING WITHIN THE ORDER LIMITS AND ANY OTHER CONSTRAINTS INCLUDED IN THE DEVELOPMENT CONSENT ORDER.



Revision	Details	By	Check	Date	Suffix
Final for DCO Application	WV	TD		21/01/21	P04

DCO APPLICATION

Client
Highways England
Woodlands
Manton Lane
Manton Industrial Estate
Bedford
MK41 7LW



Development Consent Order Number
TR010044

Project Title
A428 BLACK CAT TO
CAXTON GIBBET
IMPROVEMENTS

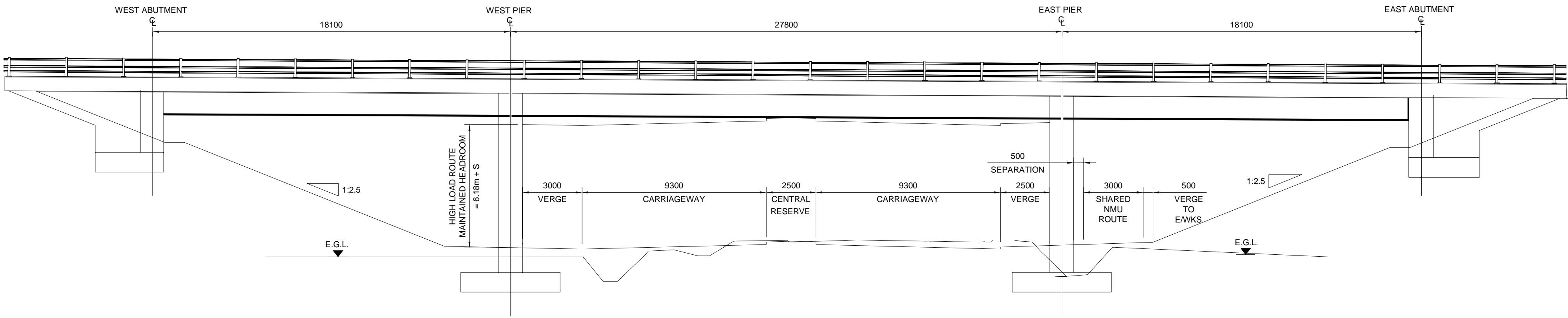
Drawing Title
STRUCTURE ENGINEERING
DRAWINGS AND SECTIONS
REGULATION 5(2)(O)
SHEET 17

Designed	Drawn	Checked	Approved	Date
GH	WV	JMW	TD	21/01/21
Internal Project No.	60541541	Suitability	D7	
Scale @ A1	AS SHOWN	Zone	ZN5	

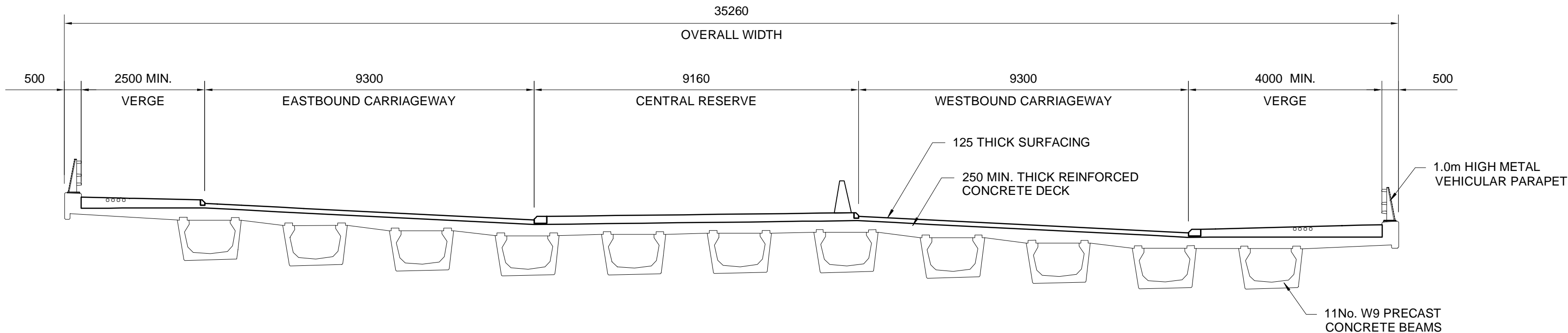
THIS DOCUMENT HAS BEEN PREPARED PURSUANT TO AND SUBJECT TO THE TERMS OF AECOM'S APPOINTMENT BY ITS CLIENT. AECOM ACCEPTS NO LIABILITY FOR ANY USE OF THIS DOCUMENT OTHER THAN BY ITS ORIGINAL CLIENT OR FOLLOWING AECOM'S EXPRESS AGREEMENT TO SUCH USE, AND ONLY FOR THE PURPOSES FOR WHICH IT WAS PREPARED AND PROVIDED.

Drawing Number	Highways England PIN	I Originator	I Volume	Rev
HE551495	ACM	LSI		P04
ZN5_SW_Z_ZZ	DR	DC-3517		
Location	I Type	I Role	I Number	

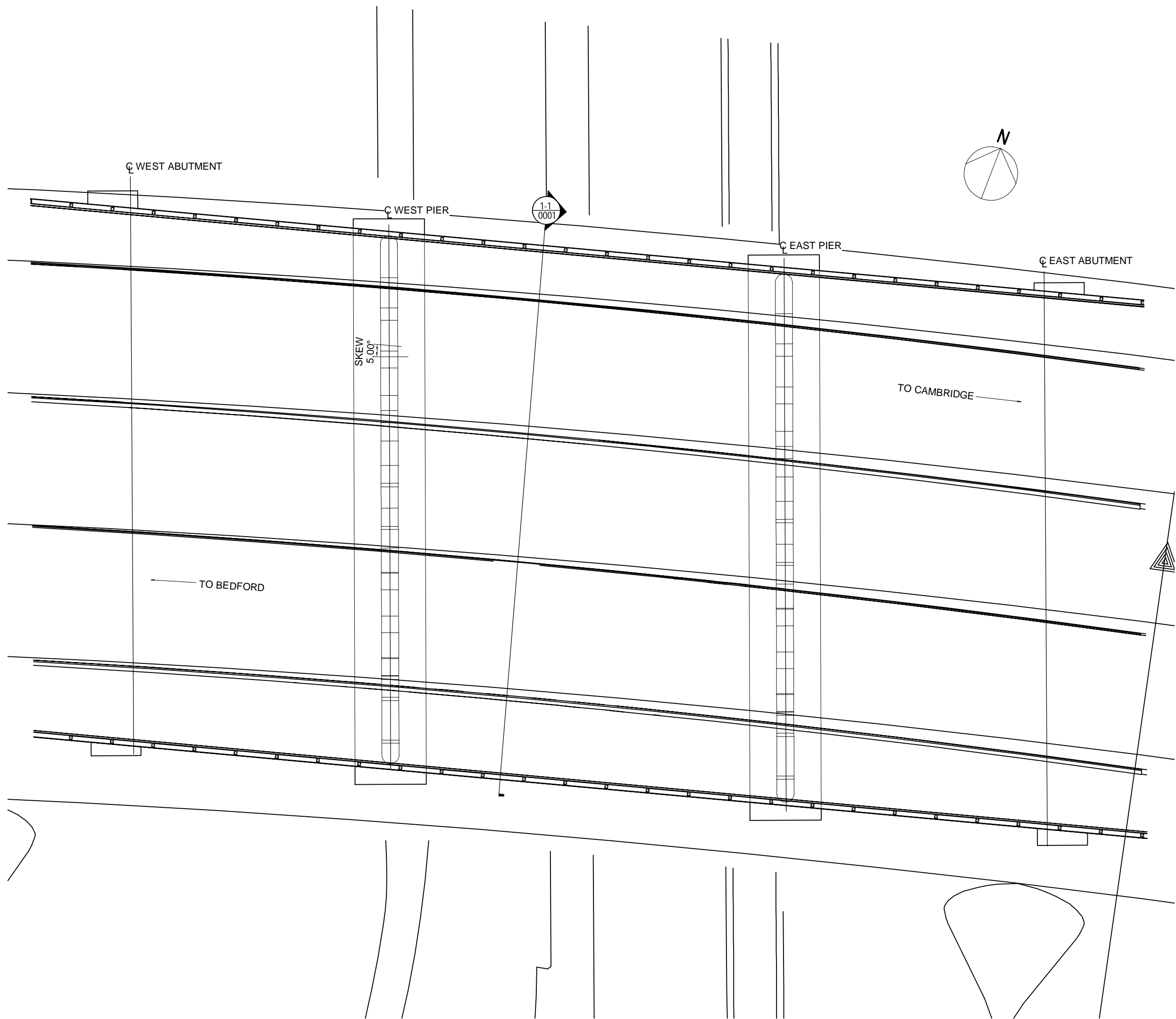
WORKS NO. 91 - CAXTON GIBBET
JUNCTION BRIDGE GENERAL
ARRANGEMENT



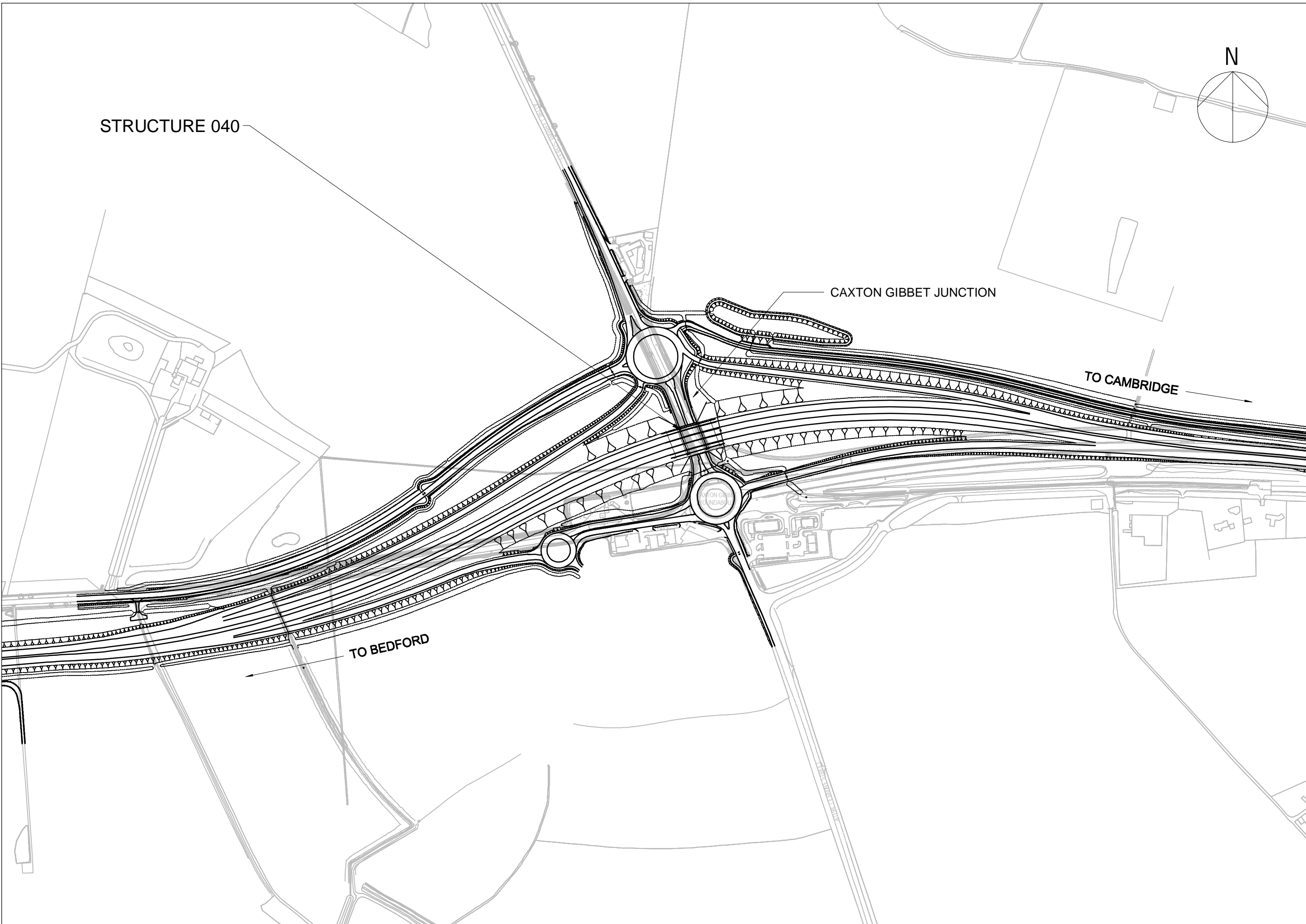
ELEVATION
SCALE 1 : 150



SECTION 1-1
TYPICAL SECTION THROUGH DECK
SCALE 1 : 100

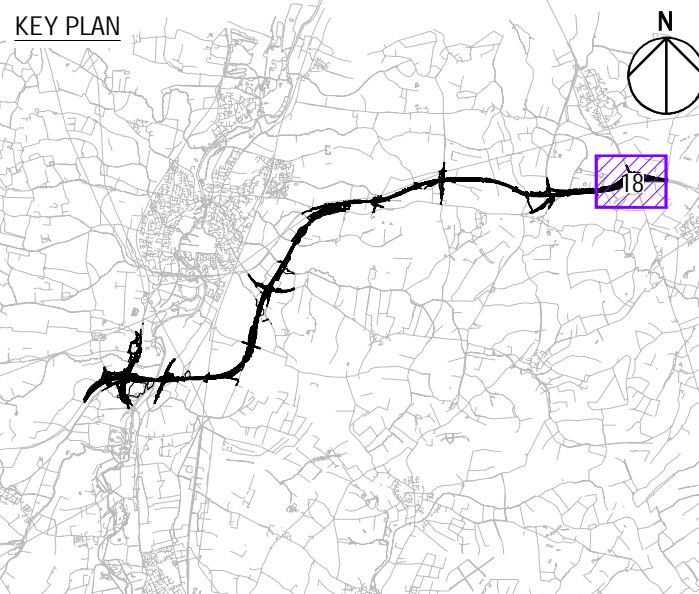


PLAN
SCALE 1 : 250



LOCATION PLAN
SCALE 1 : 5000

- NOTES
1. THIS DRAWING IS TO BE READ IN CONJUNCTION WITH ALL OTHER RELEVANT DOCUMENTATION.
 2. DO NOT SCALE FROM THIS DRAWING, USE ONLY PRINTED DIMENSIONS.
 3. ALL DIMENSIONS IN MILLIMETRES, ALL CHAINAGES, LEVELS AND COORDINATES ARE IN METRES UNLESS DEFINED OTHERWISE.
 4. THE PROPOSED WORKS SHOWN ARE ILLUSTRATIVE ONLY AND WILL BE SUBJECT TO CHANGE AS PART OF DETAILED DESIGN DEVELOPMENT. ANY CHANGES WILL BE LIMITED TO BEING WITHIN THE ORDER LIMITS AND ANY OTHER CONSTRAINTS INCLUDED IN THE DEVELOPMENT CONSENT ORDER.



Final for DCO Application	WV	TD	21/01/21
Revision Details	By	Check	Date
Purpose of issue			Suffix

DCO APPLICATION

Client
Highways England
Woodlands
Manton Lane
Manton Industrial Estate
Bedford
MK41 7LW



Development Consent Order Number
TR010044

Project Title
A428 BLACK CAT TO
CAXTON GIBBET
IMPROVEMENTS

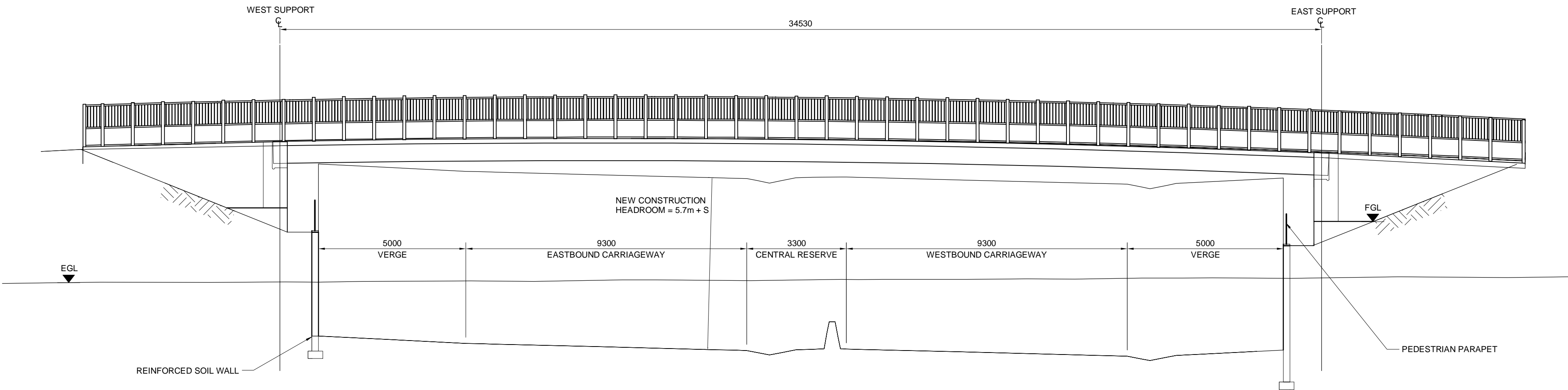
Drawing Title
STRUCTURE ENGINEERING
DRAWINGS AND SECTIONS
REGULATION 5(2)(O)
SHEET 18

Designed GH	Drawn WV	Checked JMW	Approved TD	Date 21/01/21
Internal Project No. 60541541	Suitability D7	Zone ZN5		
Scale @ A1 AS SHOWN				

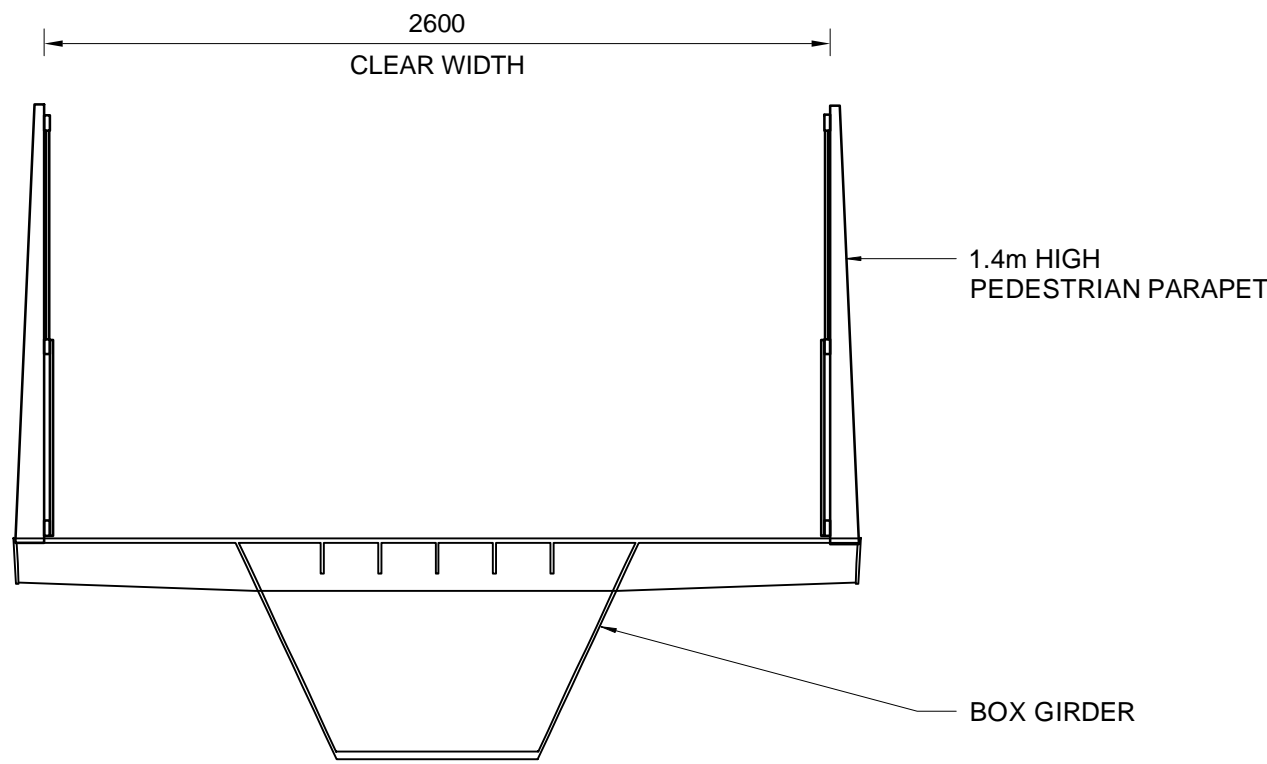
THIS DOCUMENT HAS BEEN PREPARED PURSUANT TO AND SUBJECT TO THE TERMS OF AECOM'S APPOINTMENT BY ITS CLIENT. AECOM ACCEPTS NO LIABILITY FOR ANY USE OF THIS DOCUMENT OTHER THAN BY ITS ORIGINAL CLIENT OR FOLLOWING AECOM'S EXPRESS AGREEMENT TO SUCH USE, AND ONLY FOR THE PURPOSES FOR WHICH IT WAS PREPARED AND PROVIDED.

Drawing Number HE551495	Originator ACM	Volume LSI	Rev P05
Location ZN5_SW_Z_ZZ	Type DR	Role DC	Number 3518

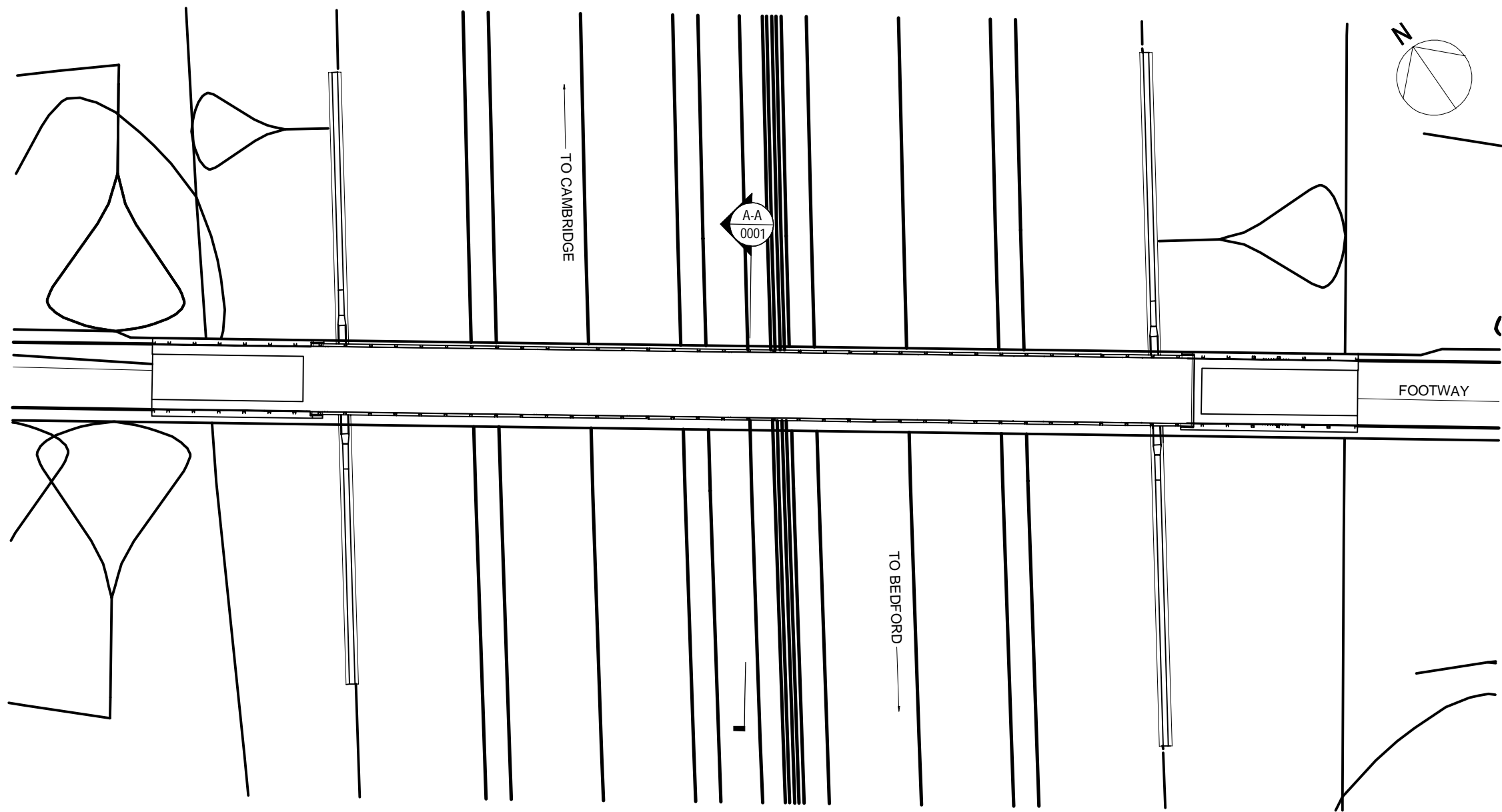
WORKS NO. 77 - FOOTBRIDGE 1/17 GENERAL ARRANGEMENT



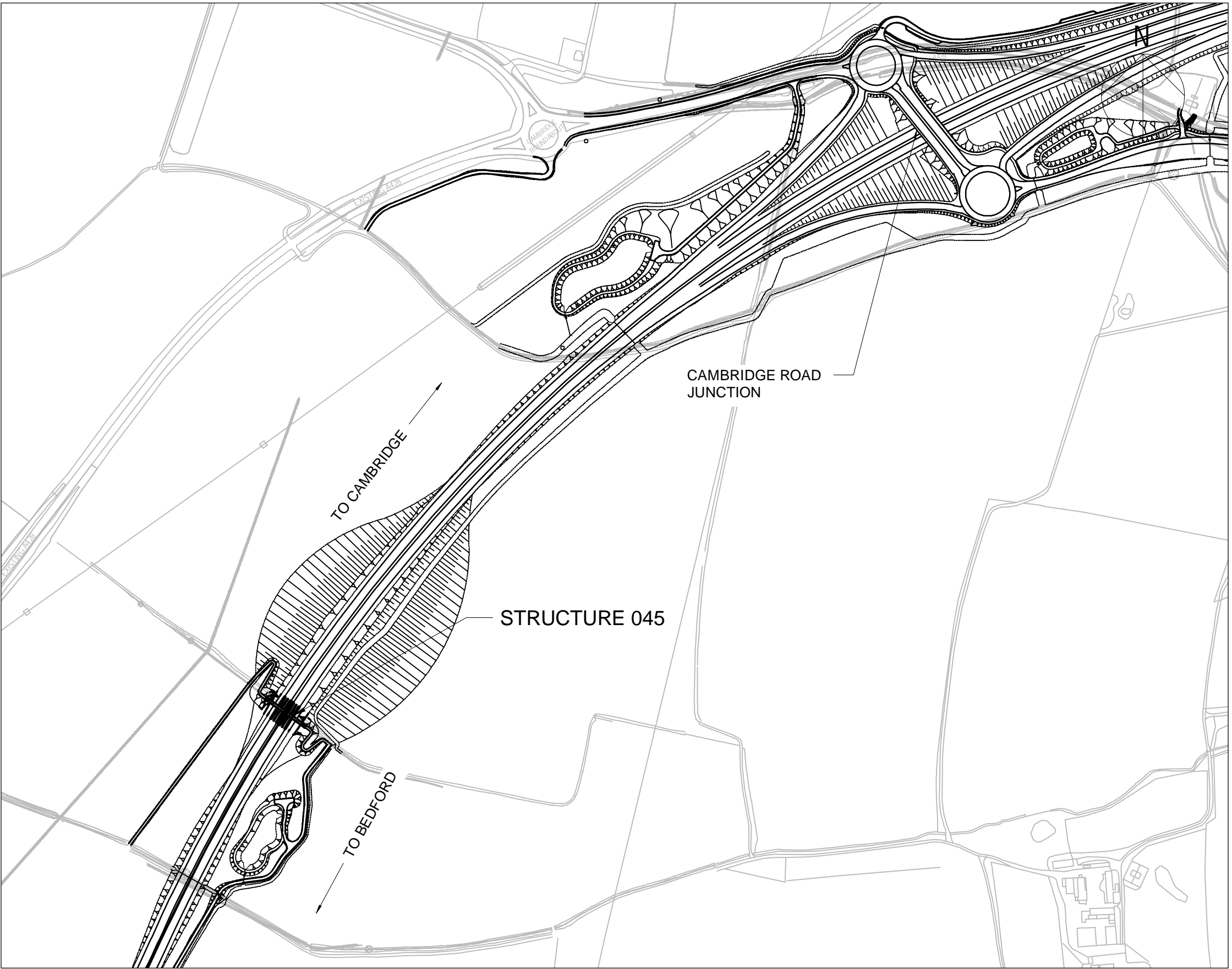
ELEVATION
SCALE 1 : 100



SECTION A-A
TYPICAL SECTION THROUGH DECK
SCALE 1 : 25

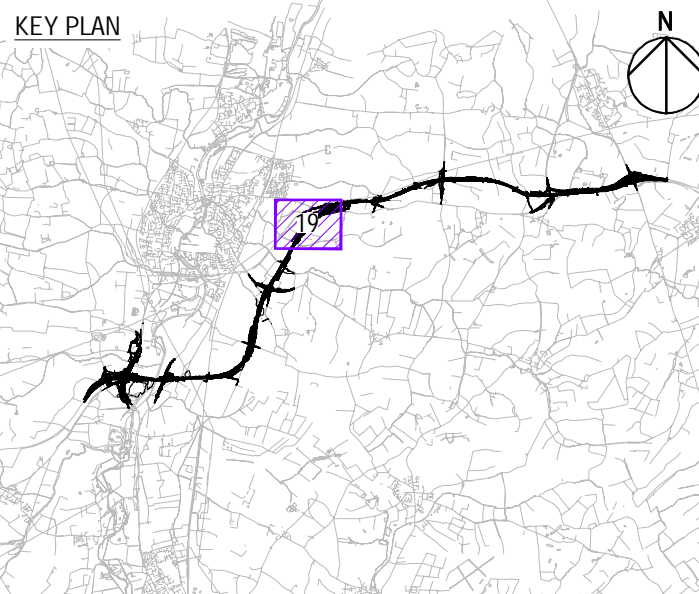


PLAN
SCALE 1 : 200



LOCATION PLAN
SCALE 1 : 5000

- NOTES
- THIS DRAWING IS TO BE READ IN CONJUNCTION WITH ALL OTHER RELEVANT DOCUMENTATION.
 - DO NOT SCALE FROM THIS DRAWING, USE ONLY PRINTED DIMENSIONS.
 - ALL DIMENSIONS IN MILLIMETRES, ALL CHAINAGES, LEVELS AND COORDINATES ARE IN METRES UNLESS DEFINED OTHERWISE.
 - THE PROPOSED WORKS SHOWN ARE ILLUSTRATIVE ONLY AND WILL BE SUBJECT TO CHANGE AS PART OF DETAILED DESIGN DEVELOPMENT. ANY CHANGES WILL BE LIMITED TO BEING WITHIN THE ORDER LIMITS AND ANY OTHER CONSTRAINTS INCLUDED IN THE DEVELOPMENT CONSENT ORDER.



Final for DCO Application	WV	TD	21/01/21	P04
Revision Details	By	Check	Date	Suffix

DCO APPLICATION

Client
Highways England
Woodlands
Manton Lane
Manton Industrial Estate
Bedford
MK41 7LW

Working on behalf of
highways england

Development Consent Order Number
TR010044

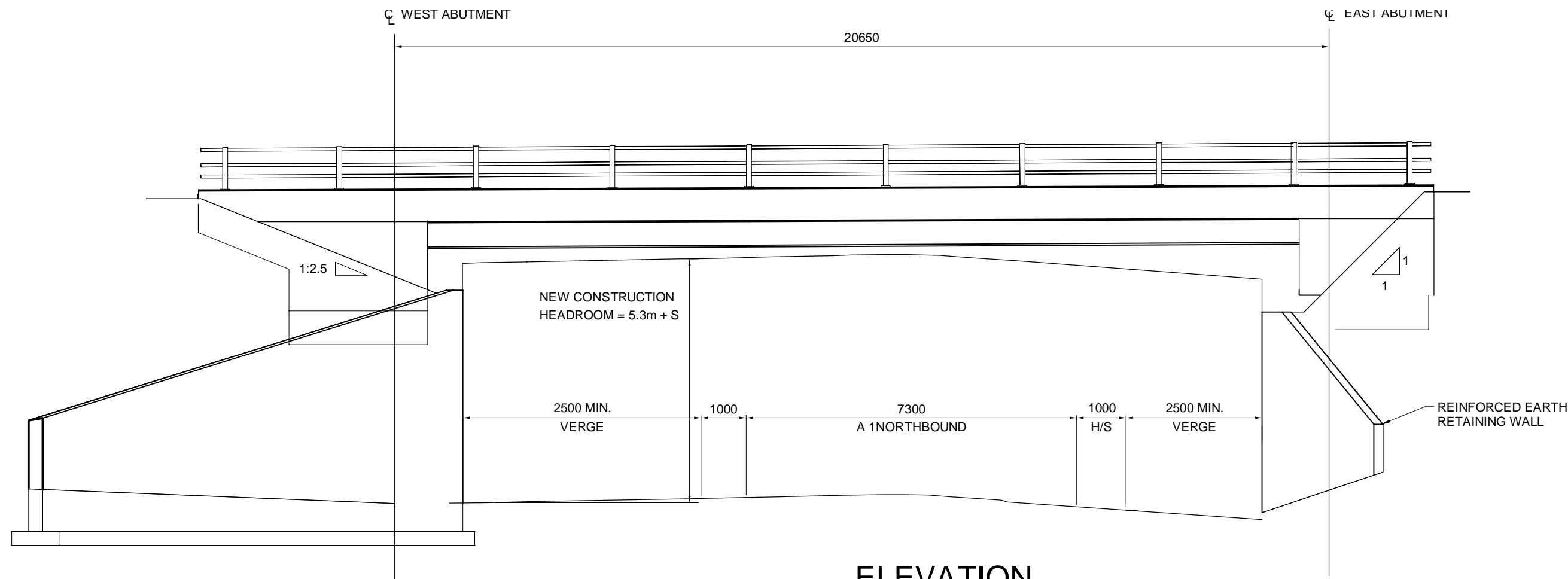
Project Title
A428 BLACK CAT TO CAXTON GIBBET IMPROVEMENTS

STRUCTURE ENGINEERING
DRAWINGS AND SECTIONS
REGULATION 5(2)(O)
SHEET 19

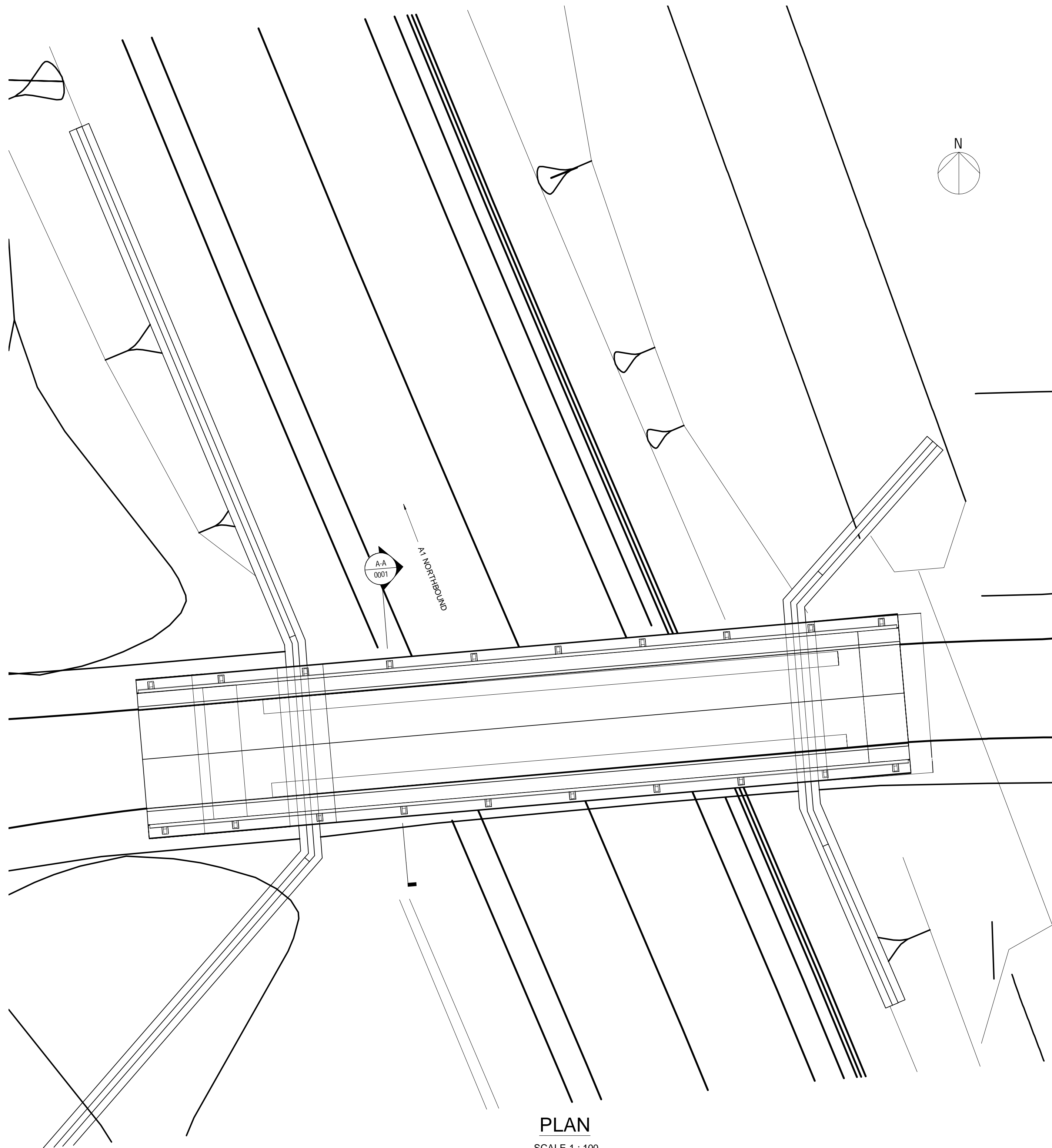
Designed GH	Drawn WV	Checked JMW	Approved TD	Date 21/01/21
Internal Project No. 60541541			Suitability D7	
Scale @ A1 AS SHOWN			Zone ZN5	

THIS DOCUMENT HAS BEEN PREPARED PURSUANT TO AND SUBJECT TO THE TERMS OF AECOM'S APPOINTMENT BY ITS CLIENT. AECOM ACCEPTS NO LIABILITY FOR ANY USE OF THIS DOCUMENT OTHER THAN BY ITS ORIGINAL CLIENT OR FOLLOWING AECOM'S EXPRESS AGREEMENT TO SUCH USE, AND ONLY FOR THE PURPOSES FOR WHICH IT WAS PREPARED AND PROVIDED.

Drawing Number HE551495	Originator ACM	Volume LSI	Rev P04
Location ZN5_SW_Z_ZZ		Type DR	Number DC-3519

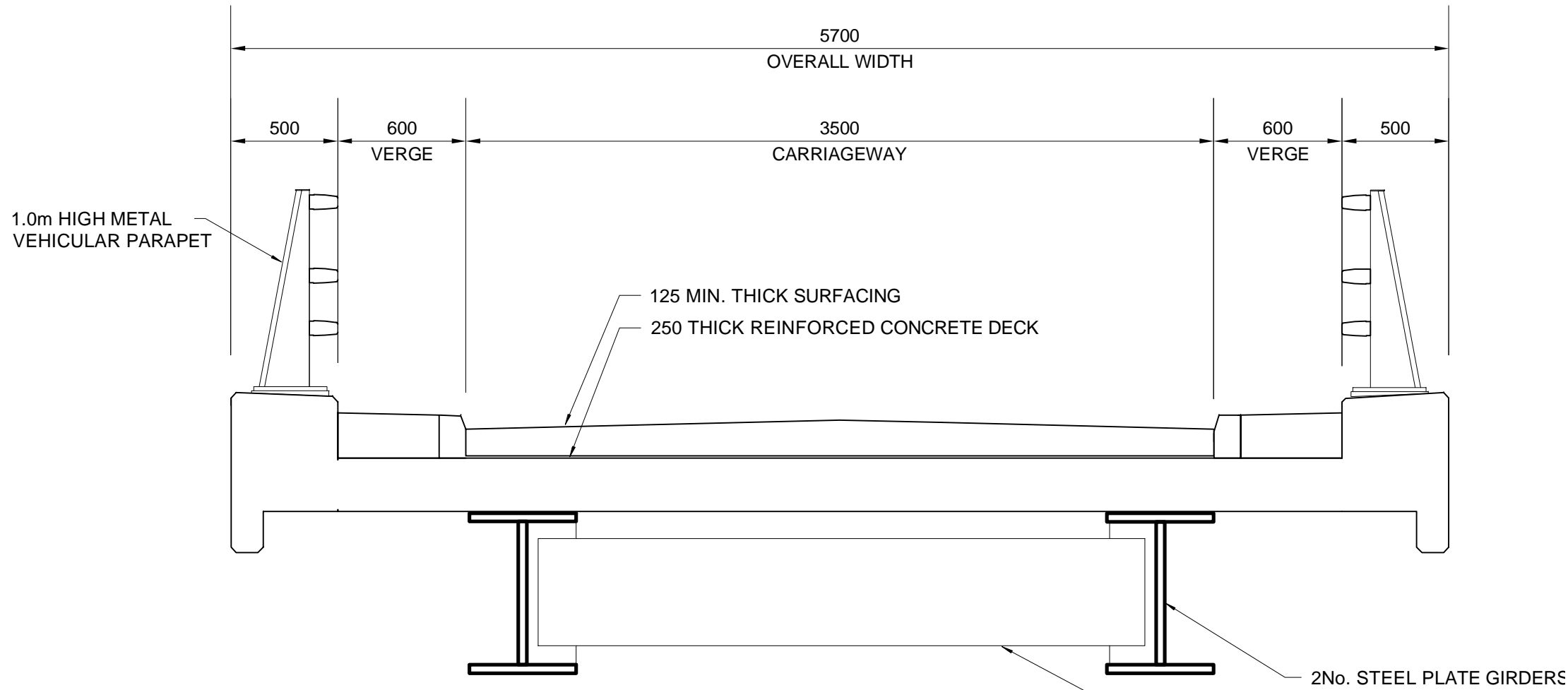


ELEVATION
SCALE 1 : 100

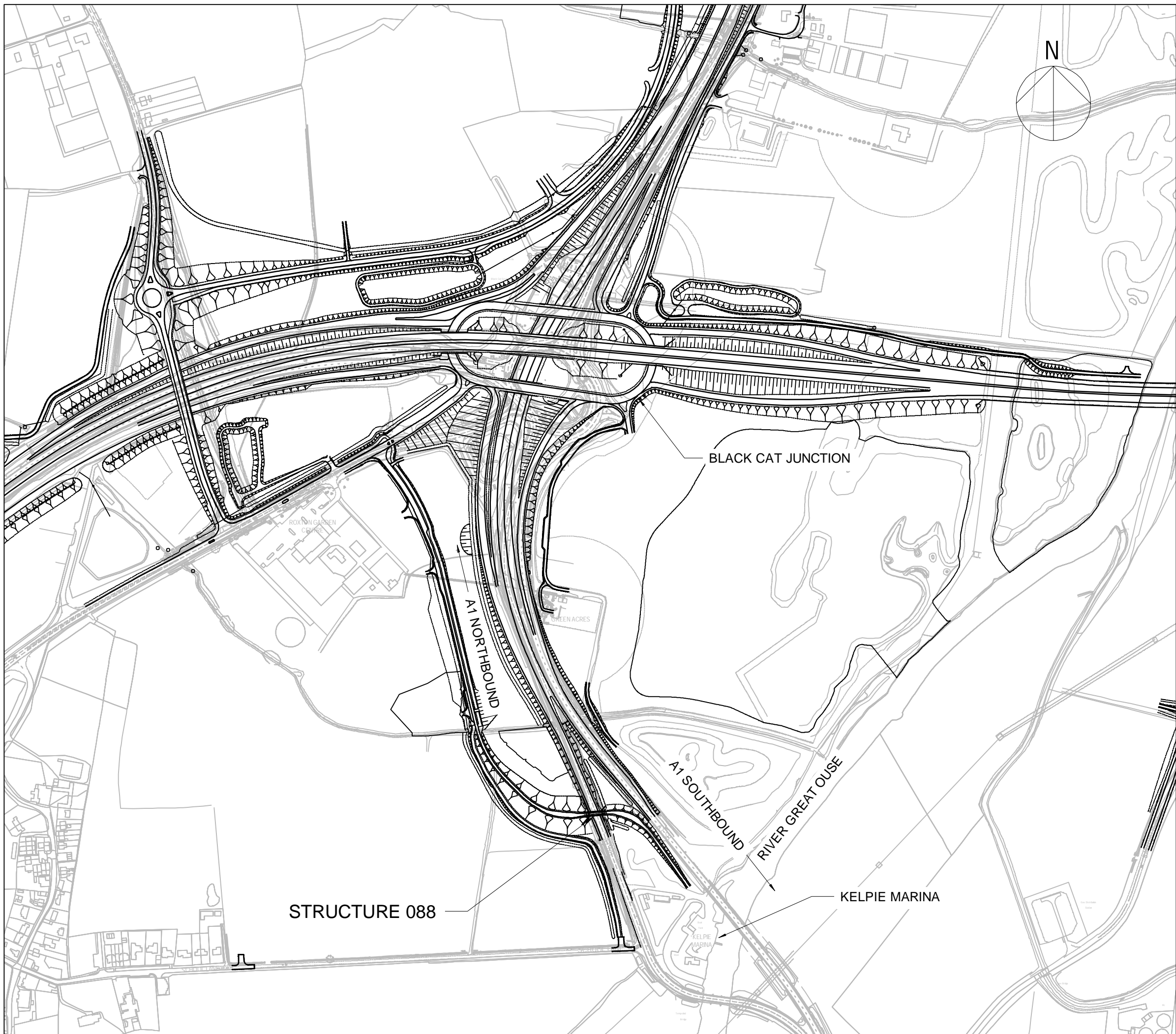


PLAN
SCALE 1 : 100

WORKS NO. 7 - KELPIE MARINA
ACCESS BRIDGE GENERAL
ARRANGEMENT

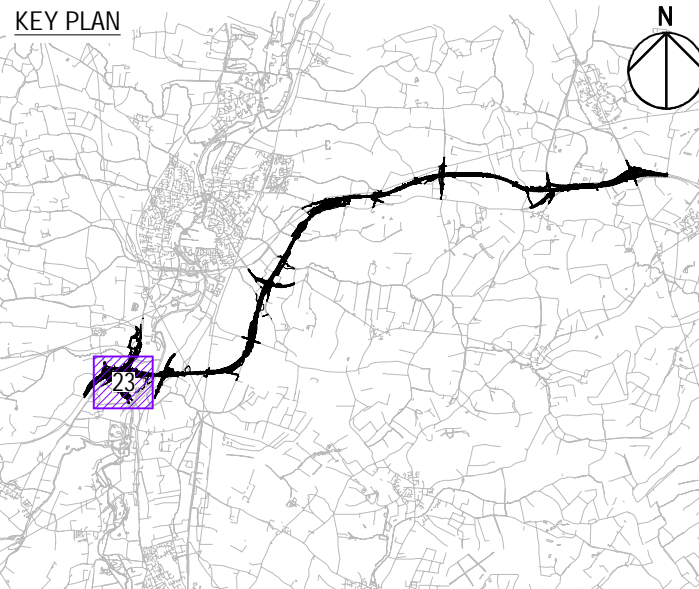


SECTION 1-1
SCALE 1 : 25



LOCATION PLAN
SCALE 1 : 5000

- NOTES
- THIS DRAWING IS TO BE READ IN CONJUNCTION WITH ALL OTHER RELEVANT DOCUMENTATION.
 - DO NOT SCALE FROM THIS DRAWING, USE ONLY PRINTED DIMENSIONS.
 - ALL DIMENSIONS IN MILLIMETRES, ALL CHAINAGES, LEVELS AND COORDINATES ARE IN METRES UNLESS DEFINED OTHERWISE.
 - THE PROPOSED WORKS SHOWN ARE ILLUSTRATIVE ONLY AND WILL BE SUBJECT TO CHANGE AS PART OF DETAILED DESIGN DEVELOPMENT. ANY CHANGES WILL BE LIMITED TO BEING WITHIN THE ORDER LIMITS AND ANY OTHER CONSTRAINTS INCLUDED IN THE DEVELOPMENT CONSENT ORDER.



Final for DCO Application	WV	TD	21/01/21	P04
Revision Details	By	Check	Date	Suffix

DCO APPLICATION

Client
Highways England
Woodlands
Manton Lane
Manton Industrial Estate
Bedford
MK41 7LW

Working on behalf of
highways england

Development Consent Order Number
TR010044

Project Title
A428 BLACK CAT TO CAXTON GIBBET IMPROVEMENTS

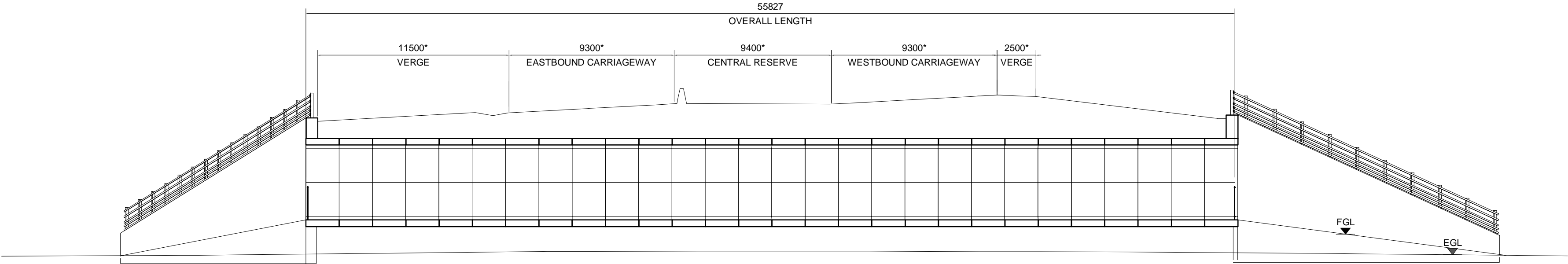
Drawing Title
**STRUCTURE ENGINEERING
DRAWINGS AND SECTIONS
REGULATION 5(2)(O)
SHEET 20**

Designed GH	Drawn WV	Checked JMW	Approved TD	Date 21/01/21
Internal Project No. 60541541		Suitability D7		
Scale @ A1 AS SHOWN		Zone ZN5		

THIS DOCUMENT HAS BEEN PREPARED PURSUANT TO AND SUBJECT TO THE TERMS OF AECOM'S APPOINTMENT BY ITS CLIENT. AECOM ACCEPTS NO LIABILITY FOR ANY USE OF THIS DOCUMENT OTHER THAN BY ITS ORIGINAL CLIENT OR FOLLOWING AECOM'S EXPRESS AGREEMENT TO SUCH USE, AND ONLY FOR THE PURPOSES FOR WHICH IT WAS PREPARED AND PROVIDED.

Drawing Number Highways England PIN HE551495	I Originator ACM	I Volume LSI	Rev P04
Location ZN5_SW_Z_ZZ		I Type I Role I Number DR-DC-3523	

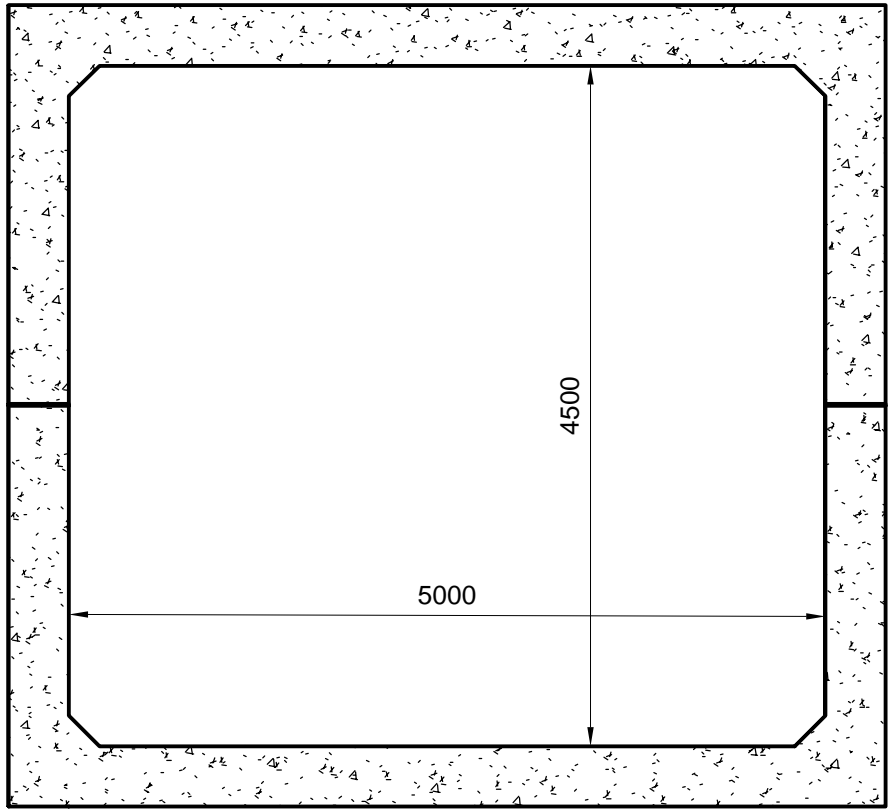
WORKS NO. 53A - BAT TUNNEL (MAMMAL UNDERPASS) GENERAL ARRANGEMENT



* DIMENSIONS SHOWN ARE MEASURED SQUARE TO THE A428 MAINLINE AND NOT SKEWED WITH THE STRUCTURE BELOW

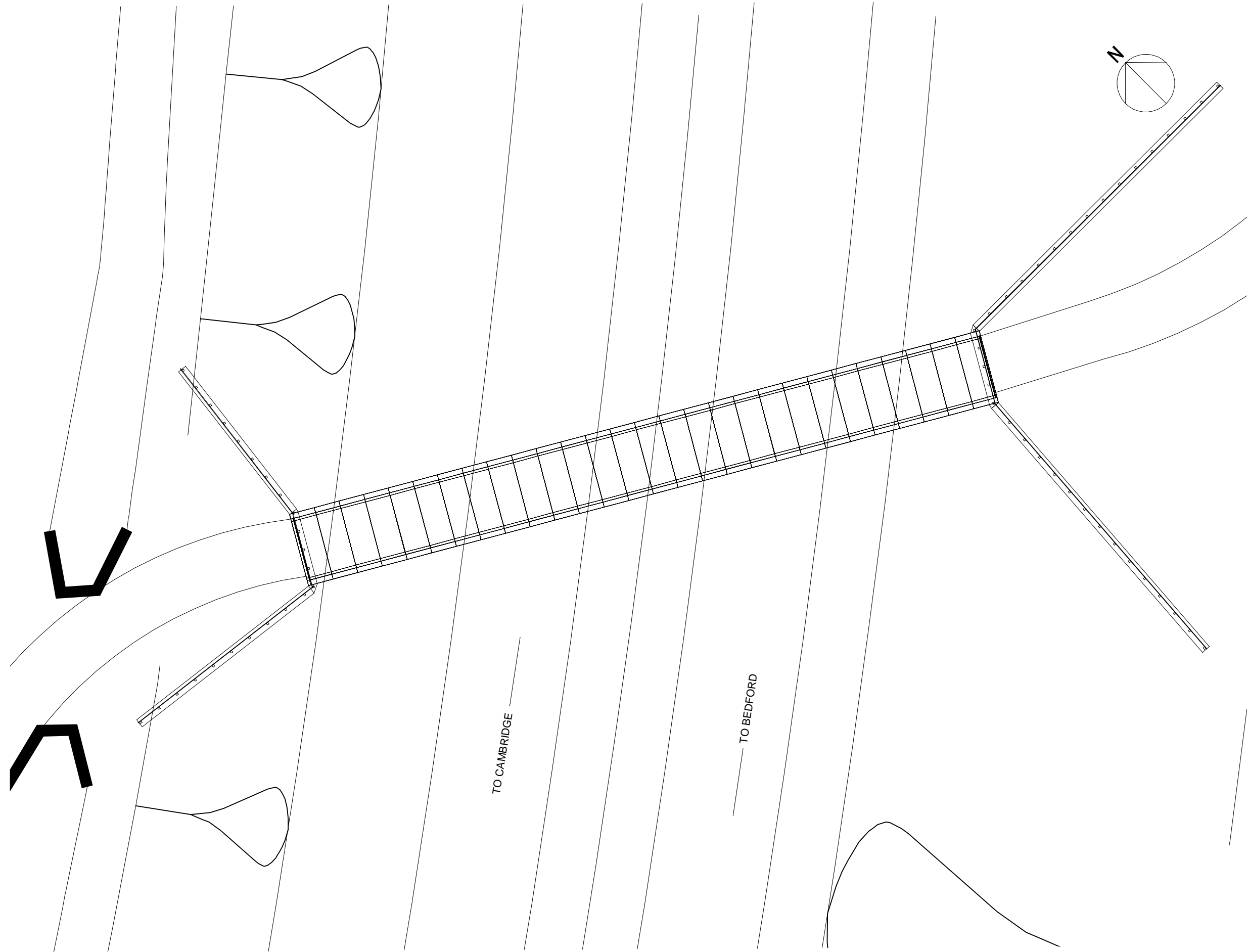
ELEVATION

SCALE 1 : 200



TYPICAL CROSS SECTION

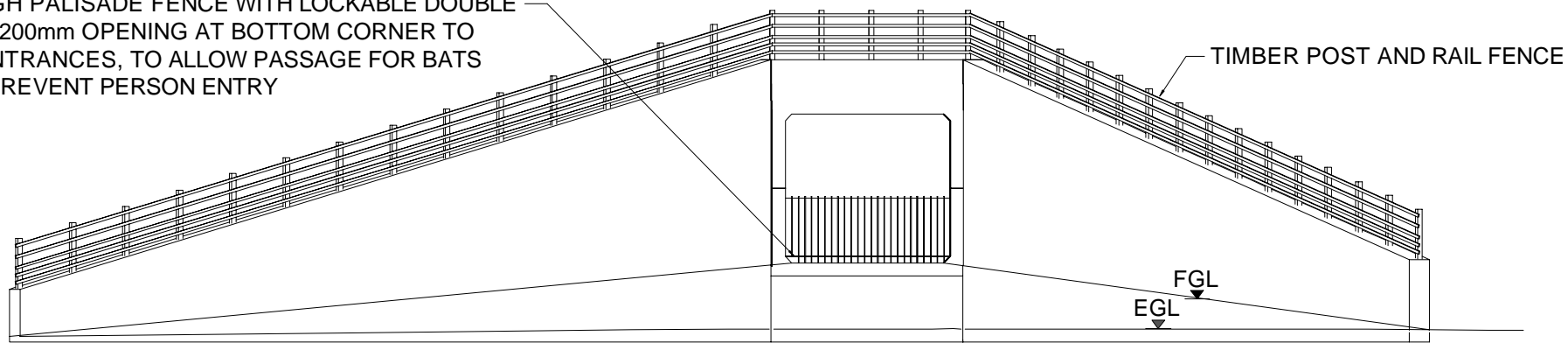
SCALE 1 : 50



PLAN

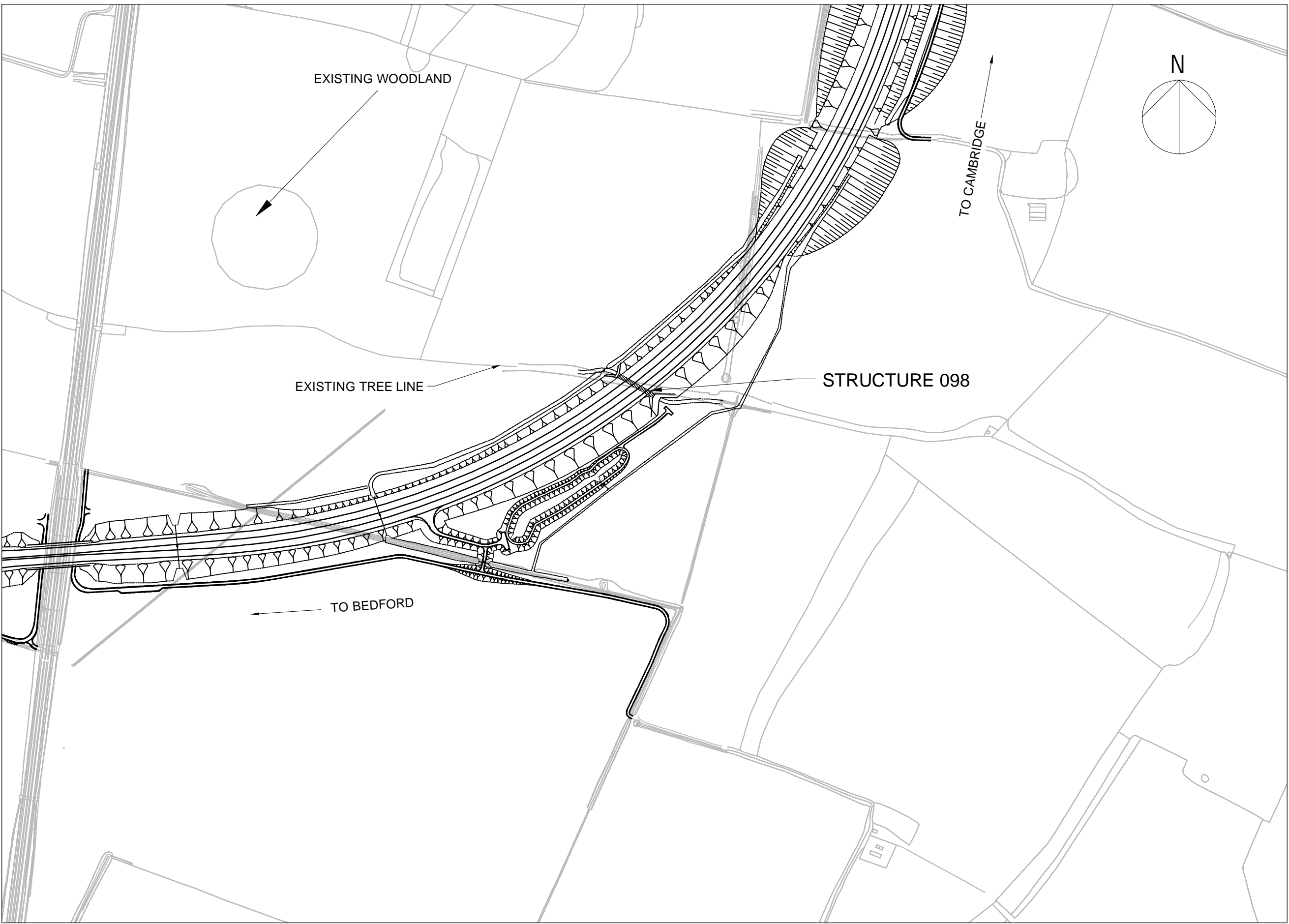
SCALE 1 : 300

GALVANISED 2.0m HIGH PALISADE FENCE WITH LOCKABLE DOUBLE LEAF GATE AND 200 x 200mm OPENING AT BOTTOM CORNER TO BOTH UNDERPASS ENTRANCES, TO ALLOW PASSAGE FOR BATS AND MAMMALS BUT PREVENT PERSON ENTRY



TYPICAL HEADWALL ELEVATION

SCALE 1 : 200



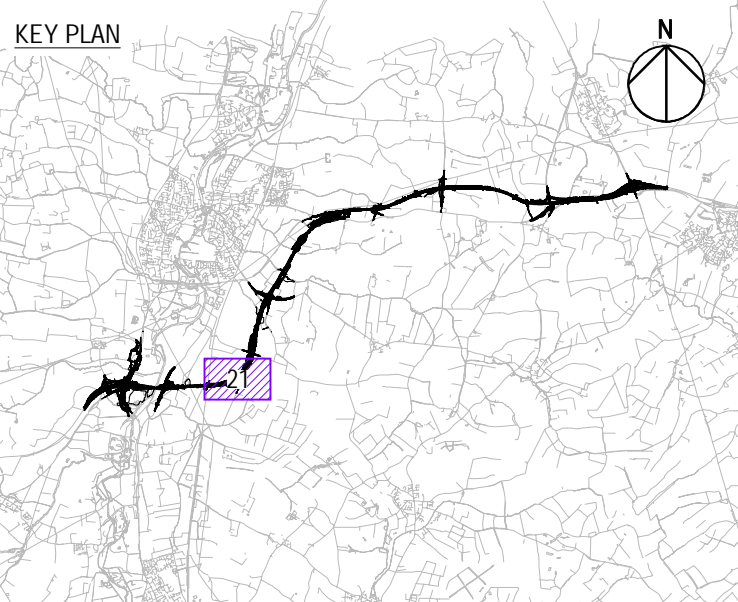
LOCATION PLAN

SCALE 1 : 5000

NOTES

1. THIS DRAWING IS TO BE READ IN CONJUNCTION WITH ALL OTHER RELEVANT DOCUMENTATION.
2. DO NOT SCALE FROM THIS DRAWING, USE ONLY PRINTED DIMENSIONS.
3. ALL DIMENSIONS IN MILLIMETRES, ALL CHAINAGES, LEVELS AND COORDINATES ARE IN METRES UNLESS DEFINED OTHERWISE.
4. THE PROPOSED WORKS SHOWN ARE ILLUSTRATIVE ONLY AND WILL BE SUBJECT TO CHANGE AS PART OF DETAILED DESIGN DEVELOPMENT. ANY CHANGES WILL BE LIMITED TO BEING WITHIN THE ORDER LIMITS AND ANY OTHER CONSTRAINTS INCLUDED IN THE DEVELOPMENT CONSENT ORDER.

KEY PLAN



Final for DCO Application	WV	TD	21/01/21	P01
Revision Details	By	Check	Date	Suffix

Purpose of Issue

DCO APPLICATION

Client
Highways England
Woodlands
Manton Lane
Manton Industrial Estate
Bedford
MK41 7LW

Working on behalf of



Development Consent Order Number

TR010044

Project Title

A428 BLACK CAT TO
CAXTON GIBBET
IMPROVEMENTS

Drawing Title

STRUCTURE ENGINEERING
DRAWINGS AND SECTIONS
REGULATION 5(2)(O)
SHEET 21

Designed GH	Drawn WV	Checked JMW	Approved TD	Date 21/01/21
Internal Project No. 60541541		Suitability D7		
Scale @ A1 AS SHOWN		Zone ZN5		

THIS DOCUMENT HAS BEEN PREPARED PURSUANT TO AND SUBJECT TO THE TERMS OF AECOM'S APPOINTMENT BY ITS CLIENT. AECOM ACCEPTS NO LIABILITY FOR ANY USE OF THIS DOCUMENT OTHER THAN BY ITS ORIGINAL CLIENT OR FOLLOWING AECOM'S EXPRESS AGREEMENT TO SUCH USE, AND ONLY FOR THE PURPOSES FOR WHICH IT WAS PREPARED AND PROVIDED.

Drawing Number HE551495	Originator ACM	Volume -LSI-	Rev P01
Location ZN5_SW_Z_ZZ	Type DR	Role DC	Number 3529