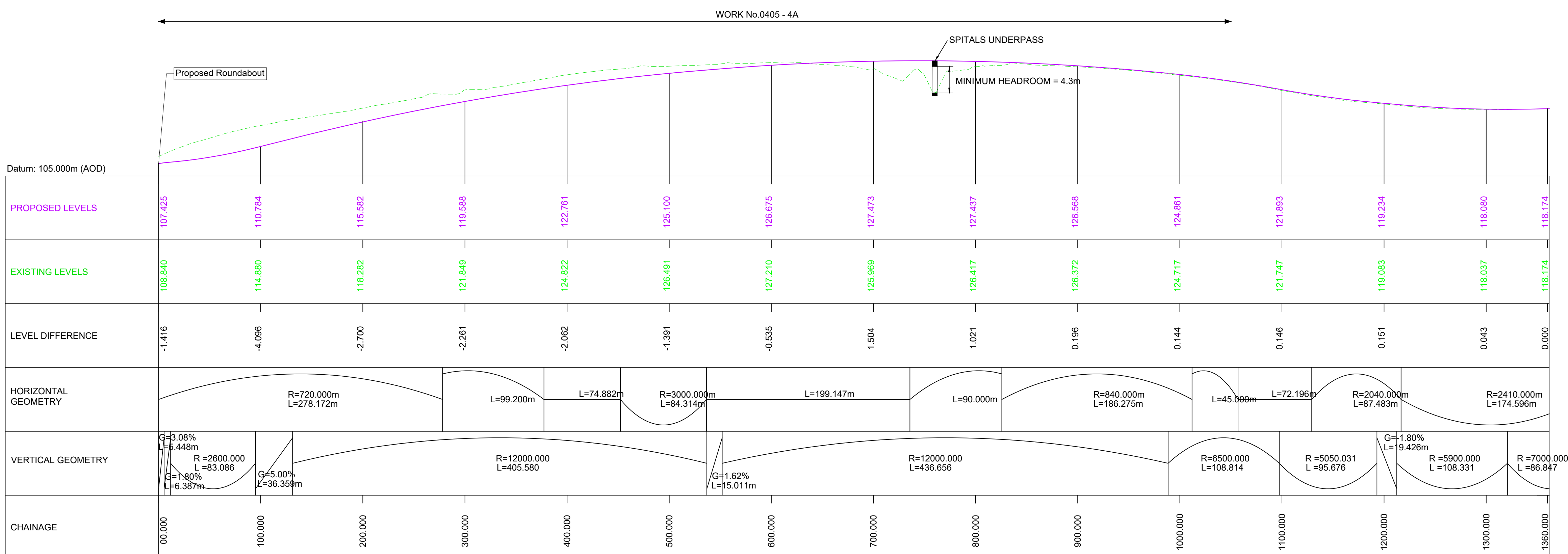
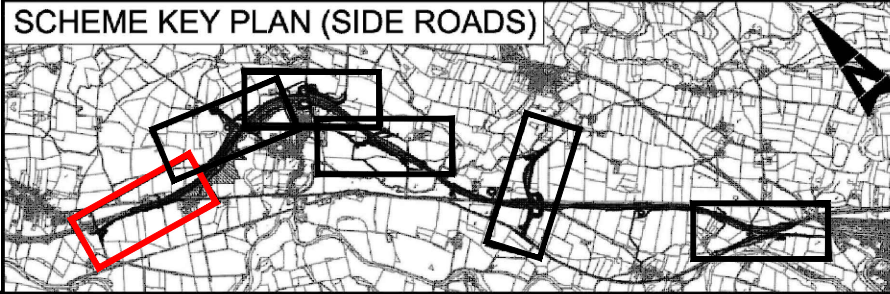
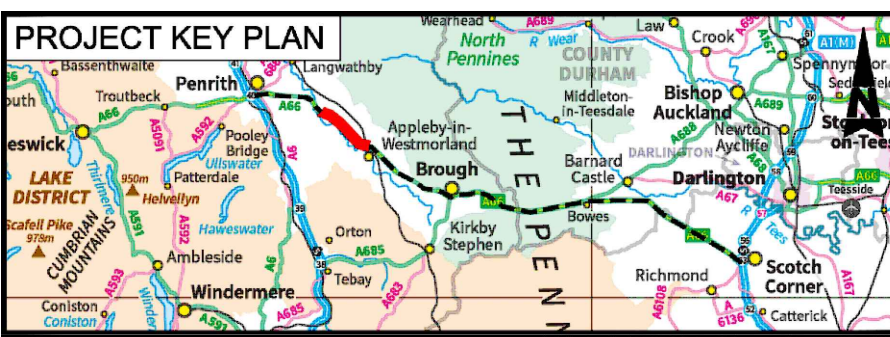


NOTES

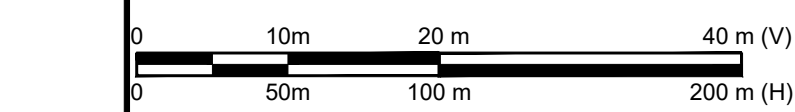
- ALL DIMENSIONS ARE IN METRES ABOVE DATUM UNLESS NOTED OTHERWISE.
- THESE ENGINEERING SECTION DRAWINGS SHOULD BE READ IN CONJUNCTION WITH THE KEY PLAN AND ALONGSIDE OTHER PLANS AND DOCUMENTS IN THE DEVELOPMENT CONSENT ORDER APPLICATION. IN PARTICULAR THE WORKS PLANS AND SCHEDULE 1 (AUTHORISED DEVELOPMENT) TO THE DEVELOPMENT CONSENT ORDER.
- WORK No. REFERENCES ARE DETAILED IN SCHEDULE 1 (AUTHORISED DEVELOPMENT) TO THE DEVELOPMENT CONSENT ORDER.
- THE DESIGN SHOWN ON THESE ENGINEERING SECTION DRAWINGS IS ILLUSTRATIVE AND WILL BE SUBJECT TO DETAILED DESIGN DEVELOPMENT; ANY CHANGES WILL BE LIMITED TO BEING WITHIN THE ORDER LIMITS AND ANY OTHER CONSTRAINTS INCLUDED IN THE DEVELOPMENT CONSENT ORDER.

KEY

- THE SCHEME (SHOWN FOR ILLUSTRATIVE PURPOSES ONLY)
- LONGITUDINAL SECTION LINE
 - PROPOSED LEVEL
 - EXISTING LEVEL
 - ORDER LIMITS
 - PARISH BOUNDARY
 - ROAD NAMES
 - CHAINAGE (MEASURED DISTANCE ALONG THE SCHEME LENGTH)
 - GRADIENT
 - LENGTH
 - RADIUS



TEMPLE SOWERBY LINK LONGITUDINAL SECTION



SCALE H 1:2500; V 1:500
This Drawing is saved on ProjectWise. Plotted: 31/07/2025 15:18:24 By: HUME4391

Description	Status	Revision	Drawn	Checked	Reviewed	Authorised	Issue Date
Description	Status	Revision	Drawn	Checked	Reviewed	Authorised	Issue Date
Description	Status	Revision	Drawn	Checked	Reviewed	Authorised	Issue Date
Description Updated to include post DCO changes	S4	Revision P01	Drawn KH1	Checked JG	Reviewed AS	Authorised AS	Issue Date 19/12/24
Description Updated following collaborative review	S3	Revision P02	Drawn KH1	Checked JG	Reviewed AS	Authorised AS	Issue Date 31/07/25
Drawing Suitability	FOR REVIEW / COMMENT						Status S3
PINS Reference Number	TR010062/APP/5.17						
Client	 3 Piccadilly Place Manchester M1 3BN						
Project Title	A66 NORTHERN TRANS-PENNINE PROJECT SCHEME 0405 TEMPLE SOWERBY TO APPELBY						
Drawing Title	ENGINEERING SECTION DRAWINGS (PLAN & PROFILES) REGULATION 5(2)(O) & 6(2) SHEET 15 OF 24						
Drawing Number Project HE615324	Originator BBA	Volume HAC					
Location 004_AL_SCHEM	Type DR	Role CH	Number 301016				
Original Size: A1	Scale @ A1: 1:2500	Project Ref. No: HE615324	Sheet: 15 of 24	Rev: P02			