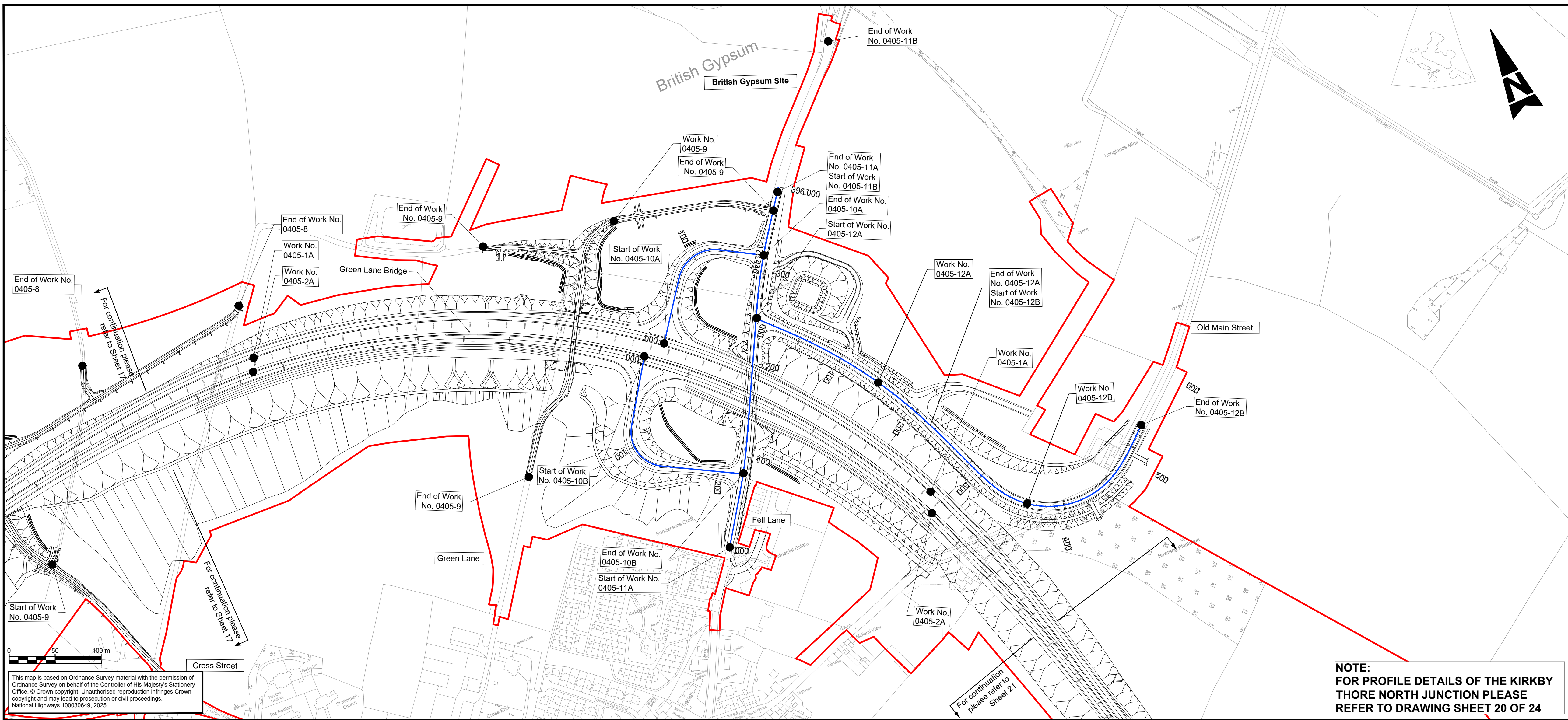


DO NOT SCALE

100  
0 10  
Millimetres

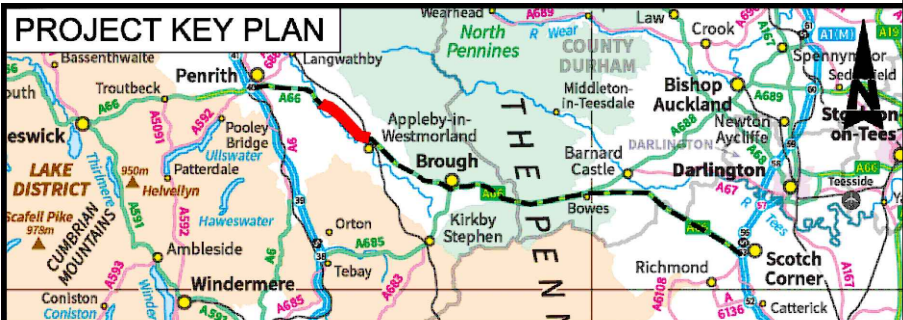


## NOTES

- ALL DIMENSIONS ARE IN METRES ABOVE DATUM UNLESS NOTED OTHERWISE.
- THESE ENGINEERING SECTION DRAWINGS SHOULD BE READ IN CONJUNCTION WITH THE KEY PLAN AND ALONGSIDE OTHER PLANS AND DOCUMENTS IN THE DEVELOPMENT CONSENT ORDER APPLICATION, IN PARTICULAR THE WORKS PLANS AND SCHEDULE 1 (AUTHORISED DEVELOPMENT) TO THE DEVELOPMENT CONSENT ORDER.
- WORK No. REFERENCES ARE DETAILED IN SCHEDULE 1 (AUTHORISED DEVELOPMENT) TO THE DEVELOPMENT CONSENT ORDER.
- THE DESIGN SHOWN ON THESE ENGINEERING SECTION DRAWINGS IS ILLUSTRATIVE AND WILL BE SUBJECT TO DETAILED DESIGN DEVELOPMENT; ANY CHANGES WILL BE LIMITED TO BEING WITHIN THE ORDER LIMITS AND ANY OTHER CONSTRAINTS INCLUDED IN THE DEVELOPMENT CONSENT ORDER.

## KEY

- THE SCHEME (SHOWN FOR ILLUSTRATIVE PURPOSES ONLY)
- LONGITUDINAL SECTION LINE
  - PROPOSED LEVEL
  - EXISTING LEVEL
  - ORDER LIMITS
  - PARISH BOUNDARY
  - ROAD NAMES
  - CHAINAGE (MEASURED DISTANCE ALONG THE SCHEME LENGTH)
  - GRADIENT
  - LENGTH
  - RADIUS

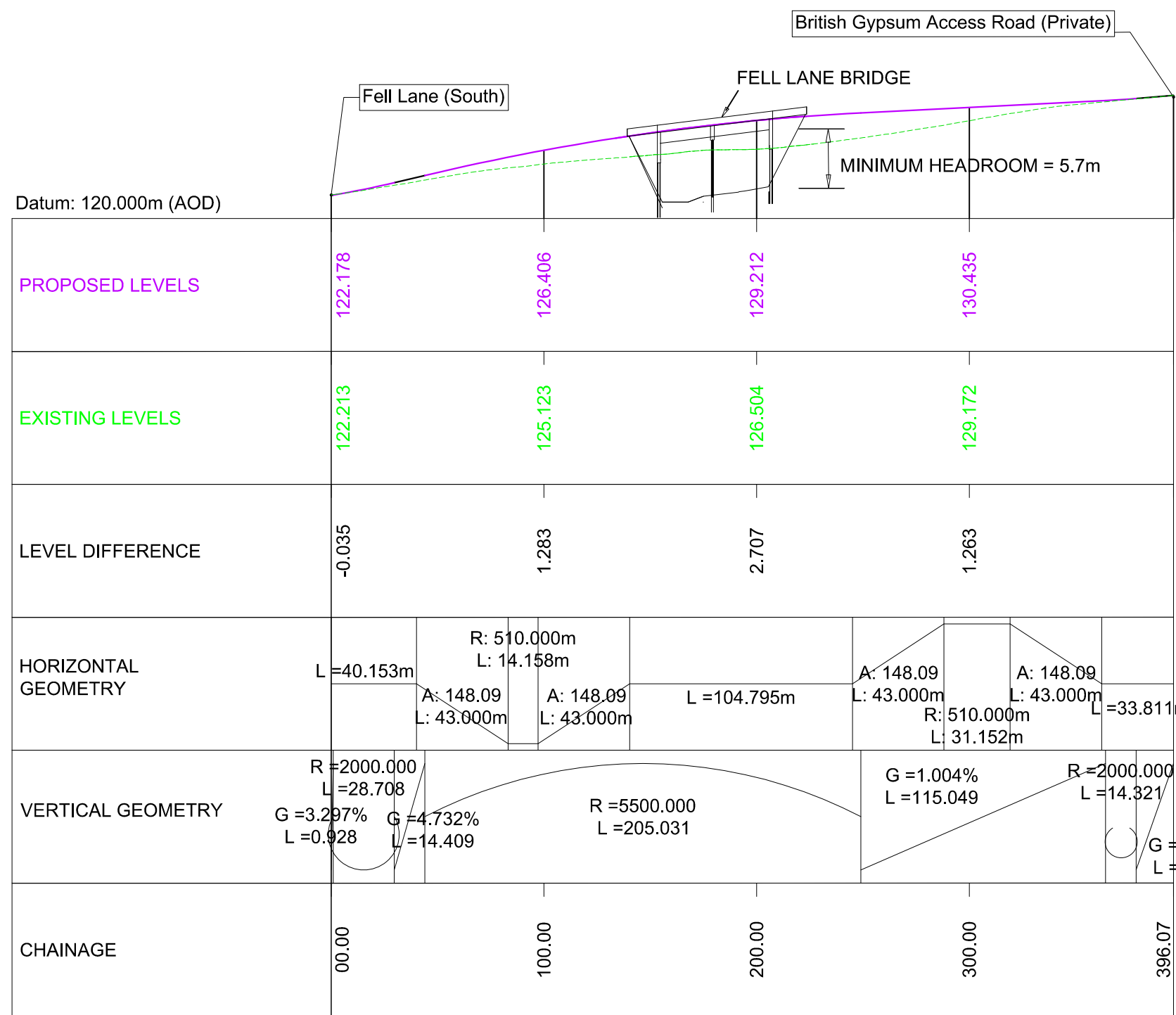


NOTE:  
FOR PROFILE DETAILS OF THE KIRKBY  
THORE NORTH JUNCTION PLEASE  
REFER TO DRAWING SHEET 20 OF 24

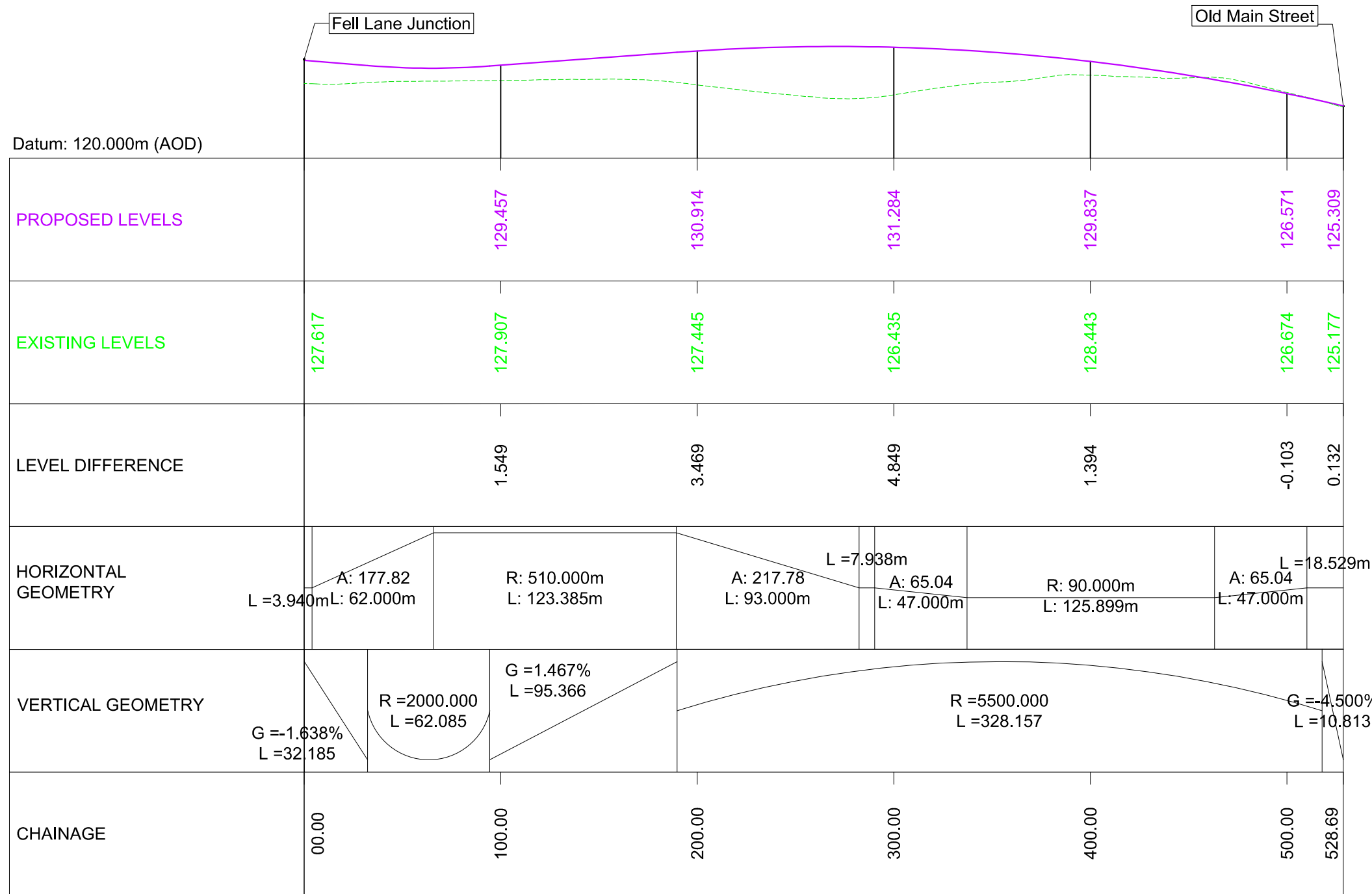
WORK No.0405 - 11A

WORK No.0405 - 12A

WORK No.0405 - 12B



FELL LANE LONGITUDINAL SECTION



MAIN STREET LONGITUDINAL SECTION

Description						
Status	Revision	Drawn	Checked	Reviewed	Authorised	Issue Date
Description						
Status	Revision	Drawn	Checked	Reviewed	Authorised	Issue Date
Description						
Status	Revision	Drawn	Checked	Reviewed	Authorised	Issue Date
Description						
Updated to include post DCO changes						
S4	P01	Kh1	Checked JG	Reviewed AS	Authorised AS	19/12/24
Description						
Updated following collaborative review						
S3	P02	Kh1	Checked JG	Reviewed AS	Authorised AS	31/07/25
Drawing Suitability						Status
FOR REVIEW / COMMENT						S3

PINS Reference Number  
TR010062/APP/5.17

Client  
3 Piccadilly Place  
Manchester  
M1 3BN

Project Title  
A66 NORTHERN TRANS-PENNINE PROJECT  
SCHEME 0405  
TEMPLE SOWERBY TO APPELBY

Drawing Title  
ENGINEERING SECTION DRAWINGS  
(PLAN & PROFILES)  
REGULATION 5(2)(O) & 6(2)  
SHEET 19 OF 24

Drawing Number  
Project  
HE615324  
004\_AL\_SCHEM  
Location  
Original Size: A1  
Scale  
@ A1: 1:2500  
Project Ref. No.: HE615324  
Initiator  
BBA  
Volume  
HAC  
DR  
CH  
301020  
Type  
Role  
Number  
Sheet: 19 of 24  
Rev: P02

SCALE H 1:2500; V 1:500  
0 10m 20 m 40 m (V)  
0 50m 100 m 200 m (H)

This Drawing is saved on ProjectWise. Plotted: 05/09/2025 13:18:10 By: HUME4391